


FEATURES

- » Durable Metal Construction
- » Electrostatic Powder Coating
- » Base and Adding Units
- » 3/4/5 Doors Models
- » Plinth Between Compartments
- » Reinforced Doors with Concealed Hinges and Anti-Noise Plastic Buffers
- » Stamped Label Holder on Doors
- » 2.000 Differs Round Head Camlock with 2 Keys
- » Key Duplicate Support
- » Masterkey Support
- » Packaging: Flatpack in Single Corrugated Carton on Pallet

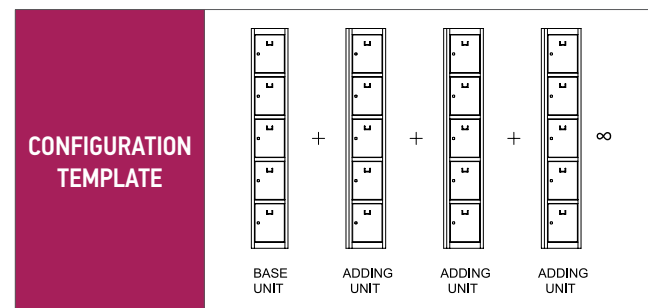
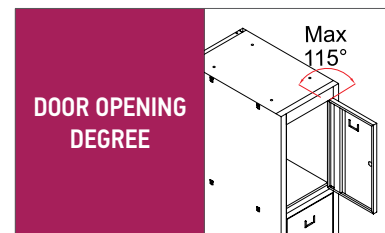
OPTIONAL

- » Envelope Hole on Doors
- » Coin Lock
- » Keypad Combination Lock
- » Wheel Combination Lock
- » Latchlock
- » Flush Latchlock
- » 200 mm Sloping Roof
- » 100 mm Base [Fixing by Bolt]
- » 100 mm Feet [Fixing by Bolt]
- » 100 mm Framed Feet [Fixing by Bolt]

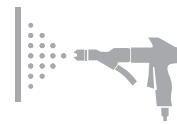
STANDARD COLORS FOR THIS RANGE



- » Non-standard colors are available with price difference (extra charge)
- » Production codes are referring items completely in color Grey 7035



Flatpack



Powder Coated



Key Lock



Cleaning



Warranty

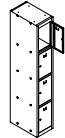

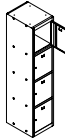
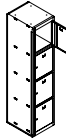


1/3 SERIES - 30 & 40 SERIES

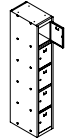
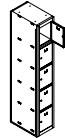


view				
catalogue code	MCL/FP.3/BU.30	MCL/FP.3/AU.30	MCL/FP.3/BU.40	MCL/FP.3/AU.40
production code	152M0602-00046	152M0602-00047	152M0602-00048	152M0602-00049
no of door	3	3	3	3
item	base unit	adding unit	base unit	adding unit
height (mm)	1800	1800	1800	1800
width (mm)	300	300	400	400
depth (mm)	500	500	500	500



1/4 SERIES - 30 & 40 SERIES

view				
catalogue code	MCL/FP.4/BU.30	MCL/FP.4/AU.30	MCL/FP.4/BU.40	MCL/FP.4/AU.40
production code	152M0602-00050	152M0602-00051	152M0602-00052	152M0602-00053
no of door	4	4	4	4
item	base unit	adding unit	base unit	adding unit
height (mm)	1800	1800	1800	1800
width (mm)	300	300	400	400
depth (mm)	500	500	500	500

1/5 SERIES - 30 & 40 SERIES

view				
catalogue code	MCL/FP.5/BU.30	MCL/FP.5/AU.30	MCL/FP.5/BU.40	MCL/FP.5/AU.40
production code	152M0602-00054	152M0602-00055	152M0602-00056	152M0602-00057
no of door	5	5	5	5
item	base unit	adding unit	base unit	adding unit
height (mm)	1800	1800	1800	1800
width (mm)	300	300	400	400
depth (mm)	500	500	500	500

SLOPING ROOF



catalogue code	production code	height	width	depth
WRR.30.B1	152M9909-00066	200	302	500
WRR.40.B1	152M9909-00067	200	402	500
WRR.60.B1A1	152M9909-00068	200	604	500
WRR.80.B1A1	152M9909-00069	200	804	500
WRR.90.B1A2	152M9909-00070	200	906	500
WRR.120.B1A3	152M9909-00071	200	1208	500
WRR.120.B1A2	152M9909-00072	200	1206	500

BASE



catalogue code	production code	height	width	depth
WBS.30.B1	152M9909-00073	100	301	500
WBS.40.B1	152M9909-00074	100	401	500
WBS.60.B1A1	152M9909-00075	100	603	500
WBS.80.B1A1	152M9909-00076	100	803	500
WBS.90.B1A2	152M9909-00077	100	905	500
WBS.120.B1A3	152M9909-00078	100	1207	500
WBS.120.B1A2	152M9909-00079	100	1205	500

FRAMED FEET



catalogue code	production code	height	width	depth
WRF.30.B1	152M9909-00080	100	301	500
WRF.40.B1	152M9909-00081	100	401	500
WRF.60.B1A1	152M9909-00082	100	603	500
WRF.80.B1A1	152M9909-00083	100	803	500
WRF.90.B1A2	152M9909-00084	100	905	500
WRF.120.B1A3	152M9909-00085	100	1207	500
WRF.120.B1A2	152M9909-00086	100	1205	500

FEET SET OF 4 - STANDARD

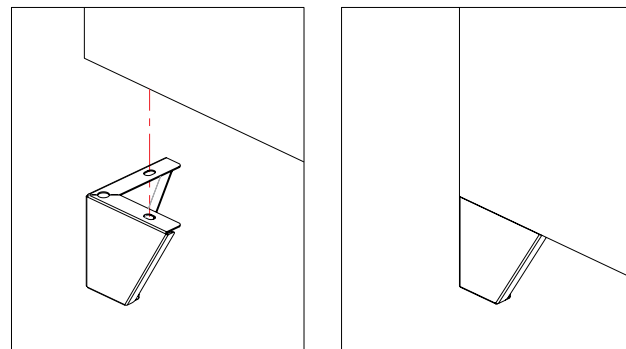


catalogue code	production code	height
FS4.H10/WM-FP	152M9909-00087	100

FEET SET OF 4 - WITH LEVELLER



catalogue code	production code	height
FS4L.H10/WM-FP	152M9909-00088	100



BENCH - STANDARD



catalogue code	production code	height	width	depth
WRB.30.B1	152M9909-00089	400	301	800
WRB.40.B1	152M9909-00090	400	401	800
WRB.60.B1A1	152M9909-00091	400	603	800
WRB.80.B1A1	152M9909-00092	400	803	800
WRB.90.B1A2	152M9909-00093	400	905	800
WRB.120.B1A3	152M9909-00094	400	1207	800
WRB.120.B1A2	152M9909-00095	400	1205	800

BENCH WITH SHOE GRILL



catalogue code	production code	height	width	depth
WRB/SG.30.B1	152M9909-00096	400	301	800
WRB/SG.40.B1	152M9909-00097	400	401	800
WRB/SG.60.B1A1	152M9909-00098	400	603	800
WRB/SG.80.B1A1	152M9909-00099	400	803	800
WRB/SG.90.B1A2	152M9909-00100	400	905	800
WRB/SG.120.B1A3	152M9909-00101	400	1207	800
WRB/SG.120.B1A2	152M9909-00102	400	1205	800

BENCH WITH PULL OUT SEAT



catalogue code	production code	height	width	depth
WRB/PO.30.B1	152M9909-00103	400	301	800
WRB/PO.40.B1	152M9909-00104	400	401	800
WRB/PO.60.B1A1	152M9909-00105	400	603	800
WRB/PO.80.B1A1	152M9909-00106	400	803	800
WRB/PO.90.B1A2	152M9909-00107	400	905	800
WRB/PO.120.B1A3	152M9909-00108	400	1207	800
WRB/PO.120.B1A2	152M9909-00109	400	1205	800