


**TABLES &
CHAIRS**

FEATURES

- » Metal Round Tube
- » Electrostatic Powder Coating
- » Wooden Seat and Rest
- » Stackable
- » Packaging: Stacked & Shrink Nylon

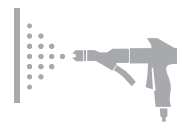
STANDARD METAL COLORS FOR THIS RANGE



- » Non-standard colors are available with price difference (extra charge)
- » Production codes are referring items completely in color Grey 7035



Monoblock



Powder Coated



Cleaning



Warranty



GENERAL & CAFE USE

view			
catalogue code	CHR.01	CHR.02	CHR.02/H95
production code	152M0402-00001	152M0402-00002	152M0402-00003
tube	ø 21	ø 21	ø 25
using place	general	general	cafe
back height (mm)	785	780	950
seat height (mm)	450	450	620
seat width (mm)	385	380	380
seat depth (mm)	380	355	355

SCHOOL CHAIR - CHR.01 MODEL

view							
catalogue code	CHR.01-G1	CHR.01-G2	CHR.01-G3	CHR.01-G4	CHR.01-G5	CHR.01-G6	CHR.01-G7
production code	152M0402-00004	152M0402-00005	152M0402-00006	152M0402-00007	152M0402-00008	152M0402-00009	152M0402-00010
tube	ø 21	ø 21	ø 21	ø 21	ø 21	ø 21	ø 21
back height (mm)	520	565	610	655	700	745	785
seat height (mm)	290	320	350	380	410	440	450
seat width (mm)	270	290	310	330	350	370	385
seat depth (mm)	225	255	280	305	330	355	380

SCHOOL CHAIR - CHR.02 MODEL

view							
catalogue code	CHR.02-G1	CHR.02-G2	CHR.02-G3	CHR.02-G4	CHR.02-G5	CHR.02-G6	CHR.02-G7
production code	152M0402-00011	152M0402-00012	152M0402-00013	152M0402-00014	152M0402-00015	152M0402-00016	152M0402-00017
tube	ø 21	ø 21	ø 21	ø 21	ø 21	ø 21	ø 21
back height (mm)	520	565	610	655	700	745	780
seat height (mm)	290	320	350	380	410	440	450
seat width (mm)	270	290	310	330	350	370	380
seat depth (mm)	210	240	265	290	315	340	355

STOOL

view	
catalogue code	STO/ML.H43035
production code	152M0403-00001
tube	ø 21
seat height (mm)	430
seat diameter (mm)	ø 350




FEATURES

- » Durable Metal Leg Construction
- » Electrostatic Powder Coating
- » Square or Round Tube Leg Models
- » Square or Round Top Models
- » 25 mm Wooden Top
- » 2 mm Edgebanding
- » Packaging: Nylon & Stretch (or Bubble) Wrapped


OPTIONAL

- » Chrome-Plated Legs in 1 Tube Legged Models

STANDARD METAL COLORS FOR THIS RANGE



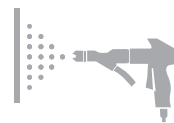
STANDARD MELAMINE COLORS FOR THIS RANGE



- » Non-standard colors are available with price difference (extra charge)
- » Production codes are referring items completely in color Grey 7035



Flatpack



Powder Coated



Cleaning



Warranty

1 TUBE LEGGED - ROUND TOP		
view		
catalogue code	CFT/R1.P.Ø80h95	CFT/R1.C.Ø80h95
production code	152M0318-00001	152M0318-00002
top shape	round	round
leg type	1 Round Tube	1 Round Tube
feet type	Plus Base	Crescent Base
height (mm)	950	950
top ø (mm)	800	800

1 TUBE LEGGED - SQUARE TOP		
view		
catalogue code	CFT/R1.P.S88h95	CFT/R1.C.S88h95
production code	152M0318-00003	152M0318-00004
top shape	square	square
leg type	1 Round Tube	1 Round Tube
feet type	Plus Base	Crescent Base
height (mm)	950	950
top ø (mm)	800*800	800*800

4 TUBE LEGGED - ROUND TOP			
view			
catalogue code	CFT/R4.P.Ø80h95	CFT/S4.P.Ø80h95	CFT/R4.C.Ø80h95
production code	152M0318-00005	152M0318-00006	152M0318-00007
top shape	round	round	round
leg type	4 Round Tube	4 Square Tube	4 Round Tube
feet type	Plus Base	Plus Base	Crescent Base
height (mm)	950	950	950
top ø (mm)	800	800	800

4 TUBE LEGGED - SQUARE TOP			
view			
catalogue code	CFT/R4.P.S88h95	CFT/S4.P.S88h95	CFT/R4.C.S88h95
production code	152M0318-00008	152M0318-00009	152M0318-00010
top shape	square	square	square
leg type	4 Round Tube	4 Square Tube	4 Round Tube
feet type	Plus Base	Plus Base	Crescent Base
height (mm)	950	950	950
top width & depth (mm)	800*800	800*800	800*800

COFFEE TABLE - ROUND TOP		
view		
catalogue code	MTB.CR.80h42	RLTB.CR.80h42
production code	152M0319-00001	152M0319-00002
top shape	round	round
leg type	square	round
height (mm)	425	425
top ø (mm)	800	800

COFFEE TABLE - SQUARE TOP		
view		
catalogue code	MTB.S.88h42	RLTB.S.88h42
production code	152M0319-00003	152M0319-00004
top shape	square	square
leg type	square	round
height (mm)	425	425
top width & depth (mm)	800*800	800*800

- » ROUND TOPS ARE AVAILABLE IN 600 & 700 mm SIZE BASED ON REQUEST & QUANTITY
- » SQUARE TOPS ARE AVAILABLE IN 600 & 700 mm SIZE BASED ON REQUEST & QUANTITY

FASTFOOD TABLES

FEATURES

- » Heavy-Duty Metal Frame Construction
- » Electrostatic Powder Coating
- » 1 or 2 way Entrance Models
- » 25 mm Wooden Top
- » 2 mm Edgebanding
- » Easy Assembly
- » Packaging: Flatpack in Corrugated Carton
- » Delivery on Pallet

SEPARATOR PANEL

FEATURES

- » Durable Metal Construction
- » Stationary & Mobile Models
- » 18 mm Wooden Panel
- » 2 mm Edgebanding
- » Easy Assembly
- » Packaging: Flatpack in Corrugated Carton
- » Delivery on Pallet

STANDARD METAL COLORS FOR THIS RANGE



7016 Anthracite 7035 Grey 9005 Black

STANDARD MELAMINE COLORS FOR THIS RANGE

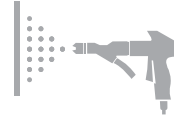


Beech

- » Non-standard colors are available with price difference (extra charge)
- » Production codes are referring items Grey 7035 / Beech Wood



Flatpack



Powder Coated



Cleaning



Warranty




view					
catalogue code	FFT/WS.2W1	FFT/WS.4W1	FFT/WS.4W2	FFT/WS.6W1	FFT/WS.6W2
production code	152M0318-00011	152M0318-00012	152M0318-00013	152M0318-00014	152M0318-00015
seat	2 wooden seats	4 wooden seats	4 wooden seats	6 wooden seats	6 wooden seats
entrance	1 way	1 way	2 ways	1 way	2 ways
back height (mm)	790	790	790	790	790
top height (mm)	750	750	750	750	750
seat height (mm)	455	455	455	455	455
width (mm)	530	1070	1070	1600	1600
depth (mm)	1600	1600	1600	1600	1600

view				view			
catalogue code	PAP/13.53.5	PAP/13.107.5	PAP/13.160.5	catalogue code	PAP/W.13.53.5	PAP/W.13.107.5	PAP/W.13.160.5
production code	152M9915-00022	152M9915-00023	152M9915-00024	production code	152M9915-00025	152M9915-00026	152M9915-00027
height (mm)	1300	1300	1300	height (mm)	1360	1360	1360
width (mm)	530	1070	1600	width (mm)	530	1070	1600
depth (mm)	500	500	500	depth (mm)	500	500	500

FEATURES

- » Durable Metal Leg Construction
- » Electrostatic Powder Coating
- » Various Square or Round Tube Leg Models
- » Folding Mechanism & Horizontal Stiffeners
- » 25 mm Wooden Top
- » 2 mm Edgebanding
- » Stackable
- » Packaging: Folded in Corrugated Carton
- » Delivery on Pallet

STANDARD METAL COLORS FOR THIS RANGE



STANDARD MELAMINE COLORS FOR THIS RANGE



- » Non-standard colors are available with price difference (extra charge)
- » Production codes are referring items completely in color Grey 7035

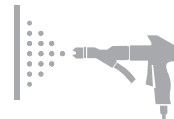


OPTIONAL

- » Chrome-Plated Legs



Monoblock



Powder Coated



Cleaning



Warranty

ROUND TUBE 2 STAND @ T LEG

view



catalogue code	FTB/R2.T.128	FTB/R2.T.148	FTB/R2.T.168	FTB/R2.T.188	FTB/R2.T.208
production code	152M0316-00001	152M0316-00002	152M0316-00003	152M0316-00004	152M0316-00005
top shape	rectangle	rectangle	rectangle	rectangle	rectangle
leg type	T	T	T	T	T
height (mm)	750	750	750	750	750
width (mm)	1200	1400	1600	1800	2000
depth (mm)	800	800	800	800	800

ROUND TUBE 2 STAND @ CRESCENT LEG

view



catalogue code	FTB/R2.C.128	FTB/R2.C.148	FTB/R2.C.168	FTB/R2.C.188	FTB/R2.C.208
production code	152M0316-00006	152M0316-00007	152M0316-00008	152M0316-00009	152M0316-00010
top shape	rectangle	rectangle	rectangle	rectangle	rectangle
leg type	crescent	crescent	crescent	crescent	crescent
height (mm)	750	750	750	750	750
width (mm)	1200	1400	1600	1800	2000
depth (mm)	800	800	800	800	800

SQUARE TUBE 2 STAND @ T LEG

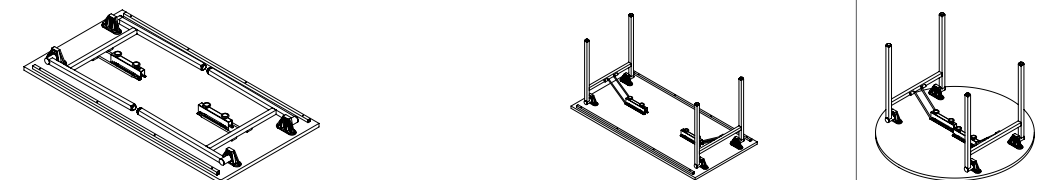
view



catalogue code	FTB/S2.T.128	FTB/S2.T.148	FTB/S2.T.168	FTB/S2.T.188	FTB/S2.T.208
production code	152M0316-00011	152M0316-00012	152M0316-00013	152M0316-00014	152M0316-00015
top shape	rectangle	rectangle	rectangle	rectangle	rectangle
leg type	T	T	T	T	T
height (mm)	750	750	750	750	750
width (mm)	1200	1400	1600	1800	2000
depth (mm)	800	800	800	800	800

SQUARE TUBE @ H LEG

view



catalogue code	FTB/S.H.128	FTB/S.H.148	FTB/S.H.168	FTB/S.H.188	FTB/S.H.208	FTB/S.H.Ø120
production code	152M0316-00016	152M0316-00017	152M0316-00018	152M0316-00019	152M0316-00020	152M0316-00021
top shape	rectangle	rectangle	rectangle	rectangle	rectangle	circle
leg type	H	H	H	H	H	H
height (mm)	750	750	750	750	750	750
width (mm)	1200	1400	1600	1800	2000	(Ø) 1200
depth (mm)	800	800	800	800	800	


FEATURES

- » Durable Metal Frame Construction
- » Electrostatic Powder Coating
- » Square Tube Legs
- » Levelling Feet under Tubes
- » 25 mm Wooden Top
- » 2 mm Edgebanding
- » Easy Assembly
- » Packaging: Flatpack in Corrugated Carton
- » Delivery on Pallet


OPTIONAL

- » Chrome-Plated Legs

STANDARD METAL COLORS FOR THIS RANGE



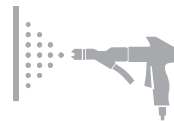
STANDARD MELAMINE COLORS FOR THIS RANGE



- » Non-standard colors are available with price difference (extra charge)
- » Production codes are referring items completely in color Grey 7035



Flatpack



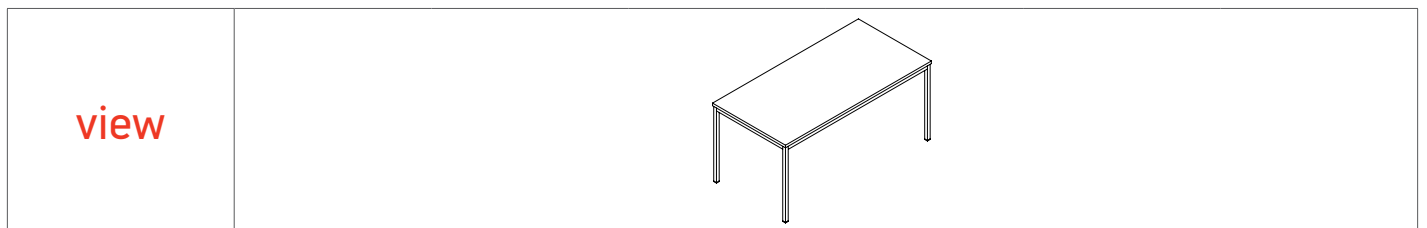

Powder Coated



Cleaning



Warranty



RECTANGLE TABLES - 600 mm DEEP						
catalogue code	MTB.R.106	MTB.R.126	MTB.R.146	MTB.R.166	MTB.R.186	MTB.R.206
production code	152M0320-00004	152M0320-00005	152M0320-00006	152M0320-00007	152M0320-00008	152M0320-00009
top shape	rectangle	rectangle	rectangle	rectangle	rectangle	rectangle
leg type	square	square	square	square	square	square
height (mm)	750	750	750	750	750	750
width (mm)	1000	1200	1400	1600	1800	2000
depth (mm)	600	600	600	600	600	600

RECTANGLE TABLES - 700 mm DEEP						
catalogue code	MTB.R.107	MTB.R.127	MTB.R.147	MTB.R.167	MTB.R.187	MTB.R.207
production code	152M0320-00010	152M0320-00011	152M0320-00012	152M0320-00013	152M0320-00014	152M0320-00015
top shape	rectangle	rectangle	rectangle	rectangle	rectangle	rectangle
leg type	square	square	square	square	square	square
height (mm)	750	750	750	750	750	750
width (mm)	1000	1200	1400	1600	1800	2000
depth (mm)	700	700	700	700	700	700

RECTANGLE TABLES - 800 mm DEEP						
catalogue code	MTB.R.108	MTB.R.128	MTB.R.148	MTB.R.168	MTB.R.188	MTB.R.208
production code	152M0320-00016	152M0320-00017	152M0320-00018	152M0320-00019	152M0320-00020	152M0320-00021
top shape	rectangle	rectangle	rectangle	rectangle	rectangle	rectangle
leg type	square	square	square	square	square	square
height (mm)	750	750	750	750	750	750
width (mm)	1000	1200	1400	1600	1800	2000
depth (mm)	800	800	800	800	800	800

SQUARE TABLES			
view			
catalogue code	MTB.S.66	MTB.S.77	MTB.S.88
production code	152M0320-00001	152M0320-00002	152M0320-00003
top shape	square	square	square
leg type	square	square	square
height (mm)	750	750	750
width (mm)	600	700	800
depth (mm)	600	700	800

QUARTER TABLES			
view			
catalogue code	MTB.Q.66	MTB.Q.77	MTB.Q.88
production code	152M0303-00001	152M0303-00002	152M0303-00003
top shape	quarter	quarter	quarter
leg type	square	square	square
height (mm)	750	750	750
width (mm)	600	700	800
depth (mm)	600	700	800



TRAPEZOID TABLES			
view			
catalogue code	MTB.T.126	MTB.T.147	MTB.T.168
production code	152M0307-00001	152M0307-00002	152M0307-00003
top shape	trapezoid	trapezoid	trapezoid
leg type	square	square	square
height (mm)	750	750	750
width (mm)	1200-600	1400-700	1600-800
depth (mm)	600	700	800



HALF MOON TABLES			
view			
catalogue code	MTB.M.126	MTB.M.147	MTB.M.168
production code	152M0304-00001	152M0304-00002	152M0304-00003
top shape	half moon	half moon	half moon
leg type	square	square	square
height (mm)	750	750	750
width (mm)	1200	1400	1600
depth (mm)	600	700	800

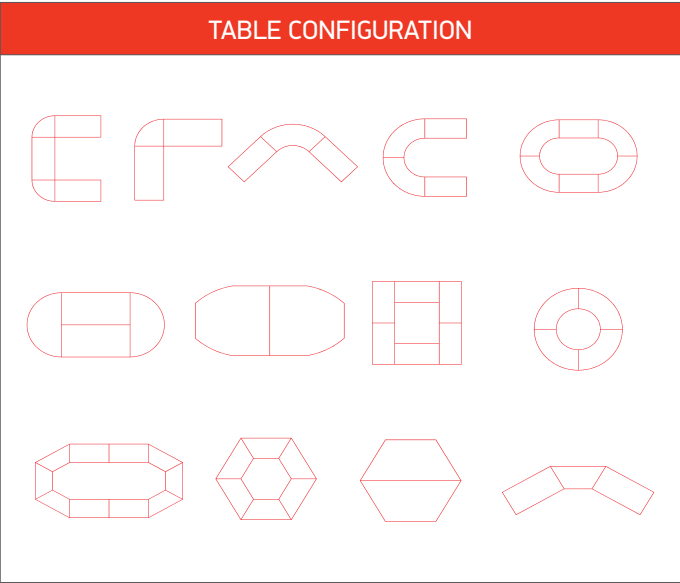


CRESCENT @ HALF BOAT @ TRIANGLE			
view			
catalogue code	MTB.C.126	MTB.HB.126	MTB.G.88
production code	152M0306-00001	152M0301-00001	152M0308-00001
top shape	crescent	half boat	triangle
leg type	square	square	square
height (mm)	750	750	750
width (mm)	1200-1200	1200-1200	800-800
depth (mm)	600	600	1130



CIRCLE TABLES			
view			
catalogue code	MTB.CR.80	MTB.CR.100	MTB.CR.120
production code	152M0305-00001	152M0305-00002	152M0305-00003
top shape	circle	circle	circle
leg type	square	square	square
height (mm)	750	750	750
ø (mm)	800	1000	1200






FEATURES

- » Durable Metal Frame Construction
- » Electrostatic Powder Coating
- » Round Tube Legs
- » Levelling Feet under Tubes
- » 25 mm Wooden Top
- » 2 mm Edgebanding
- » Easy Assembly
- » Packaging: Flatpack in Corrugated Carton
- » Delivery on Pallet


OPTIONAL

- » Chrome-Plated Legs

STANDARD METAL COLORS FOR THIS RANGE



STANDARD MELAMINE COLORS FOR THIS RANGE



- » Non-standard colors are available with price difference (extra charge)
- » Production codes are referring items completely in color Grey 7035



Flatpack




Powder Coated



Cleaning



Warranty



SQUARE TABLES

view			
catalogue code	RLTB.S.66	RLTB.S.77	RLTB.S.88
production code	152M0320-00022	152M0320-00023	152M0320-00024
top shape	square	square	square
leg type	round	round	round
height (mm)	750	750	750
width (mm)	600	700	800
depth (mm)	600	700	800

RECTANGLE TABLES - 600 mm DEEP						
view						
catalogue code	RLTB.R.106	RLTB.R.126	RLTB.R.146	RLTB.R.166	RLTB.R.186	RLTB.R.206
production code	152M0320-00025	152M0320-00026	152M0320-00027	152M0320-00028	152M0320-00029	152M0320-00030
top shape	rectangle	rectangle	rectangle	rectangle	rectangle	rectangle
leg type	round	round	round	round	round	round
height (mm)	750	750	750	750	750	750
width (mm)	1000	1200	1400	1600	1800	2000
depth (mm)	600	600	600	600	600	600

RECTANGLE TABLES - 700 mm DEEP						
view						
catalogue code	RLTB.R.107	RLTB.R.127	RLTB.R.147	RLTB.R.167	RLTB.R.187	RLTB.R.207
production code	152M0320-00031	152M0320-00032	152M0320-00033	152M0320-00034	152M0320-00035	152M0320-00036
top shape	rectangle	rectangle	rectangle	rectangle	rectangle	rectangle
leg type	round	round	round	round	round	round
height (mm)	750	750	750	750	750	750
width (mm)	1000	1200	1400	1600	1800	2000
depth (mm)	700	700	700	700	700	700

RECTANGLE TABLES - 800 mm DEEP						
view						
catalogue code	RLTB.R.108	RLTB.R.128	RLTB.R.148	RLTB.R.168	RLTB.R.188	RLTB.R.208
production code	152M0320-00037	152M0320-00038	152M0320-00039	152M0320-00040	152M0320-00041	152M0320-00042
top shape	rectangle	rectangle	rectangle	rectangle	rectangle	rectangle
leg type	round	round	round	round	round	round
height (mm)	750	750	750	750	750	750
width (mm)	1000	1200	1400	1600	1800	2000
depth (mm)	800	800	800	800	800	800

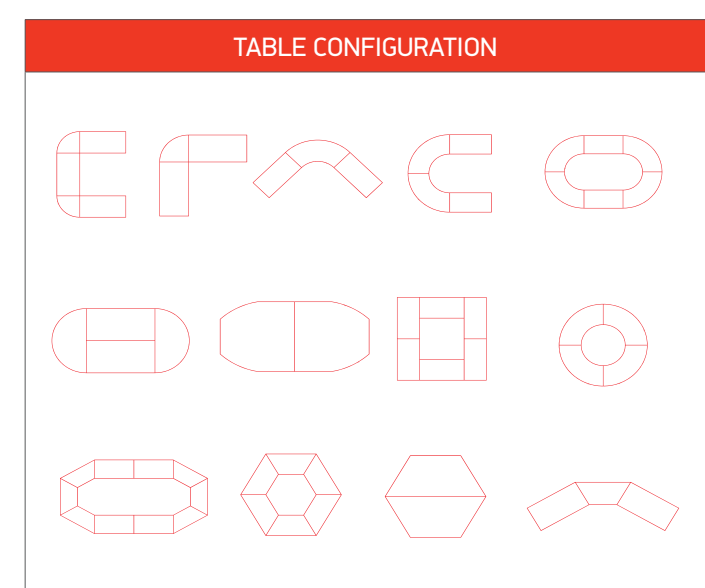
QUARTER TABLES			
view			
catalogue code	RLTB.Q.66	RLTB.Q.77	RLTB.Q.88
production code	152M0303-00004	152M0303-00005	152M0303-00006
top shape	quarter	quarter	quarter
leg type	round	round	round
height (mm)	750	750	750
width (mm)	600	700	800
depth (mm)	600	700	800

CIRCLE TABLES			
view			
catalogue code	RLTB.CR.80	RLTB.CR.100	RLTB.CR.120
production code	152M0305-00004	152M0305-00005	152M0305-00006
top shape	circle	circle	circle
leg type	round	round	round
height (mm)	750	750	750
ø (mm)	800	1000	1200

CRESCENT & HALF BOAT & TRIANGLE			
view			
catalogue code	RLTB.C.126	RLTB.HB.126	RLTB.G.88
production code	152M0306-00002	152M0301-00002	152M0308-00002
top shape	crescent	half boat	triangle
leg type	round	round	round
height (mm)	750	750	750
width (mm)	1200-1200	1200-1200	800-800
depth (mm)	600	600	1130

HALF MOON TABLES			
view			
catalogue code	RLTB.M.126	RLTB.M.147	RLTB.M.168
production code	152M0304-00004	152M0304-00005	152M0304-00006
top shape	half moon	half moon	half moon
leg type	round	round	round
height (mm)	750	750	750
width (mm)	1200	1400	1600
depth (mm)	600	700	800


TRAPEZOID TABLES			
view			
catalogue code	RLTB.T.126	RLTB.T.147	RLTB.T.168
production code	152M0307-00004	152M0307-00005	152M0307-00006
top shape	trapezoid	trapezoid	trapezoid
leg type	round	round	round
height (mm)	750	750	750
width (mm)	1200-600	1400-700	1600-800
depth (mm)	600	700	800




FEATURES

- » Durable Metal Frame Construction
- » Electrostatic Powder Coating
- » Conic Legs
- » Levelling Feet under Tubes
- » 25 mm Wooden Top
- » 2 mm Edgebanding
- » Easy Assembly
- » Packaging: Flatpack in Corrugated Carton
- » Delivery on Pallet

STANDARD METAL COLORS FOR THIS RANGE



STANDARD MELAMINE COLORS FOR THIS RANGE



- » Non-standard colors are available with price difference (extra charge)
- » Production codes are referring items completely in color Grey 7035

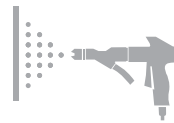


OPTIONAL

- » Chrome-Plated Legs



Flatpack



Powder Coated



Cleaning



Warranty



RECTANGLE TABLES

view		
catalogue code	RLTB.CO.126	RLTB.CO.168
production code	152M0317-00001	152M0317-00002
top shape	rectangle	rectangle
leg type	conic	conic
height (mm)	752	752
width (mm)	1200	1600
depth (mm)	600	800