

WARDROBES & LOCKERS


FEATURES

- » Durable Welded Metal Construction
- » Electrostatic Powder Coating
- » Wall Mounting Holes on Rear Top
- » Top Shelf with Coat Rail and Hook in Each Section
- » Reinforced Doors with Concealed Hinges and Anti-Noise Plastic Buffers
- » Stamped Label Holder on Doors
- » Louvered Doors for Air Circulation
- » 2.000 Differs Round Head Camlock with 2 Keys
- » Key Duplicate Support
- » Masterkey Support
- » Packaging: Nylon Bag + Corrugated Carton

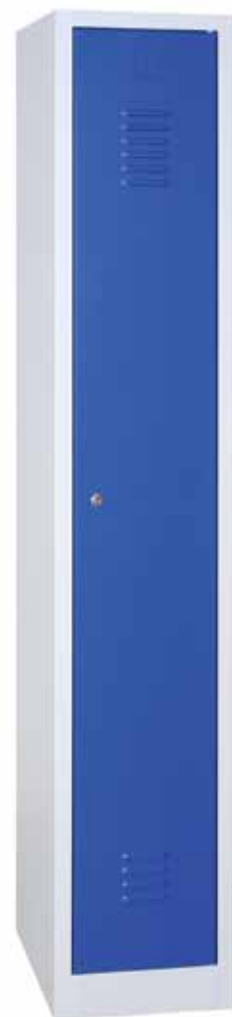
OPTIONAL

- » Bolting Holes on Sides to Connect Cupboards [Fixing Kit is Not Included]
- » Bottom Shelf
- » Perforated Door Types
- » Swing Door Model
- » Envelope Hole on Doors
- » Coin Lock
- » Keypad Combination Lock
- » Wheel Combination Lock
- » 2.000 Differs 3 Point Round Head Camlock with 2 Keys
- » Latchlock
- » Flush Latchlock
- » 3 Point Latchlock
- » 200 mm Sloping Roof [Fixing by Bolt]
- » 500 mm Top Cupboard [Fixing by Bolt]
- » 100 mm Base [Fixing by Bolt]
- » 100 mm Feet [Welded or Fixing by Bolt on Request]
- » 100 mm Framed Feet [Fixing by Bolt]
- » 400 mm Bench Models [Fixing by Bolt]
- » 400 mm Base Cupboards for Single Door Models [Fixing by Bolt]
- » 400 mm Base Cupboards for Swing Door Models [Fixing by Bolt]

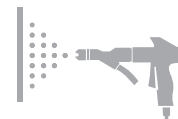
STANDARD COLORS FOR THIS RANGE



- » Non-standard colors are available with price difference (extra charge)
- » Production codes are referring items completely in color Grey 7035



Monoblock



Powder Coated



Key Lock



Aeration



Cleaning



Warranty



| STANDARD | | | | |
|-----------------|----------------|----------------|----------------|----------------|
| view | | | | |
| catalogue code | WRC/1.1830 | WRC/2.1860 | WRC/3.1890 | WRC/4.18117 |
| production code | 152M0601-00001 | 152M0601-00002 | 152M0601-00003 | 152M0601-00004 |
| no of door | 1 | 2 | 3 | 4 |
| door type | right hung | right hung | right hung | right hung |
| ventilation | louvered | louvered | louvered | louvered |
| height (mm) | 1800 | 1800 | 1800 | 1800 |
| width (mm) | 315 | 600 | 885 | 1170 |
| depth (mm) | 500 | 500 | 500 | 500 |



| VERSION 1 | | | | |
|------------------------|-------------------|-------------------|-------------------|-------------------|
| view | | | | |
| catalogue code | WRC/1.1830.V1 | WRC/2.1860.V1 | WRC/3.1890.V1 | WRC/4.18117.V1 |
| production code | 152M0601-00005 | 152M0601-00006 | 152M0601-00007 | 152M0601-00008 |
| no of door | 1 | 2 | 3 | 4 |
| door type | right hung | right hung | right hung | right hung |
| ventilation | square perforated | square perforated | square perforated | square perforated |
| height (mm) | 1800 | 1800 | 1800 | 1800 |
| width (mm) | 315 | 600 | 885 | 1170 |
| depth (mm) | 500 | 500 | 500 | 500 |

| VERSION 4 | | | | |
|------------------------|------------------|------------------|------------------|------------------|
| view | | | | |
| catalogue code | WRC/1.1830.V4 | WRC/2.1860.V4 | WRC/3.1890.V4 | WRC/4.18117.V4 |
| production code | 152M0601-00013 | 152M0601-00014 | 152M0601-00015 | 152M0601-00016 |
| no of door | 1 | 2 | 3 | 4 |
| door type | right hung | right hung | right hung | right hung |
| ventilation | round perforated | round perforated | round perforated | round perforated |
| height (mm) | 1800 | 1800 | 1800 | 1800 |
| width (mm) | 315 | 600 | 885 | 1170 |
| depth (mm) | 500 | 500 | 500 | 500 |

| SWING DOORS V2 & V3 | | | | |
|------------------------|----------------|----------------|-------------------|-------------------|
| view | | | | |
| catalogue code | WRC/2.1860.V2 | WRC/4.18117.V2 | WRC/2.1860.V3 | WRC/4.18117.V3 |
| production code | 152M0601-00009 | 152M0601-00010 | 152M0601-00011 | 152M0601-00012 |
| no of door | 2 | 4 | 2 | 4 |
| door type | swing | swing | swing | swing |
| ventilation | louvered | louvered | square perforated | square perforated |
| height (mm) | 1800 | 1800 | 1800 | 1800 |
| width (mm) | 600 | 1170 | 600 | 1170 |
| depth (mm) | 500 | 500 | 500 | 500 |

| VERSION 5 | | |
|------------------------|------------------|------------------|
| view | | |
| catalogue code | WRC/2.1860.V5 | WRC/4.18117.V5 |
| production code | 152M0601-00017 | 152M0601-00018 |
| no of door | 2 | 4 |
| door type | swing | swing |
| ventilation | round perforated | round perforated |
| height (mm) | 1800 | 1800 |
| width (mm) | 600 | 1170 |
| depth (mm) | 500 | 500 |



TOP CUPBOARDS for C/I *

| view | | | | |
|-----------------|----------------|----------------|----------------|----------------|
| catalogue code | WTC/1.5030 | WTC/2.5060 | WTC/3.5090 | WTC/4.50117 |
| production code | 152M9909-00001 | 152M9909-00002 | 152M9909-00003 | 152M9909-00004 |
| no of door | 1 | 2 | 3 | 4 |
| door type | standard | standard | standard | standard |
| ventilation | louvered | louvered | louvered | louvered |
| height (mm) | 500 | 500 | 500 | 500 |
| width (mm) | 315 | 600 | 885 | 1170 |
| depth (mm) | 500 | 500 | 500 | 500 |

* Should be ordered together with the main cupboards

BOTTOM CUPBOARDS for C/I *

| view | | | | |
|-----------------|----------------|----------------|----------------|----------------|
| catalogue code | WBC/1DW.4030 | WBC/2DW.4060 | WBC/3DW.4090 | WBC/4DW.40117 |
| production code | 152M9909-00005 | 152M9909-00006 | 152M9909-00007 | 152M9909-00008 |
| model | 1 drawer | 2 drawers | 3 drawers | 4 drawers |
| ventilation | louvered | louvered | louvered | louvered |
| height (mm) | 400 | 400 | 400 | 400 |
| width (mm) | 315 | 600 | 885 | 1170 |
| depth (mm) | 800 | 800 | 800 | 800 |

* Should be ordered together with the main cupboards



| BASE CUPBOARDS for C/I - Swing Door Models * | | |
|--|----------------|----------------|
| view | | |
| catalogue code | WBC/1DW.4050 | WBC/1DW.4060 |
| production code | 152M9909-00009 | 152M9909-00010 |
| model | 1 drawer | 1 drawer |
| ventilation | louvered | louvered |
| height (mm) | 400 | 400 |
| width (mm) | 500 | 600 |
| depth (mm) | 800 | 800 |

* Should be ordered together with the main cupboards



| MOBILE HANGED DIVIDER | | | |
|-----------------------|------------------|-----------------------|------------------|
| view | | | |
| catalogue code | MHD/WRC.180(1.1) | MHD/WRC/BS.180(1.1) | MHD/WRC.180(1.2) |
| production code | 152M9909-00037 | 152M9909-00038 | 152M9909-00039 |
| for | 1x1 | 1x1 with Bottom Shelf | 1x2 |
| height (mm) | 1200 | 880 | 670 |
| depth (mm) | 400 | 400 | 400 |

FEATURES

- » Durable Welded Metal Construction
- » Electrostatic Powder Coating
- » Wall Mounting Holes on Rear Top
- » Top Shelf with Coat Rail and Hook in Each Section
- » Reinforced Doors with Concealed Hinges and Anti-Noise Plastic Buffers
- » Stamped Label Holder on Doors
- » Louvered Doors for Air Circulation
- » 2.000 Differs Round Head Camlock with 2 Keys
- » Key Duplicate Support
- » Masterkey Support
- » Packaging: Nylon Bag + Corrugated Carton

OPTIONAL

- » Bolting Holes on Sides to Connect Cupboards [Fixing Kit is Not Included]
- » Bottom Shelf
- » Perforated Door Types
- » Envelope Hole on Doors
- » Coin Lock
- » Keypad Combination Lock
- » Wheel Combination Lock
- » 2.000 Differs 3 Point Round Head Camlock with 2 Keys
- » Latchlock
- » Flush Latchlock
- » 3 Point Latchlock
- » 200 mm Sloping Roof [Fixing by Bolt]
- » 500 mm Top Cupboard [Fixing by Bolt]
- » 100 mm Base [Fixing by Bolt]
- » 100 mm Feet [Welded or Fixing by Bolt on Request]
- » 100 mm Framed Feet [Fixing by Bolt]
- » 400 mm Bench Models [Fixing by Bolt]
- » 400 mm Base Cupboards for Single Door Models [Fixing by Bolt]

STANDARD COLORS FOR THIS RANGE



- » Non-standard colors are available with price difference (extra charge)
- » Production codes are referring items completely in color Grey 7035



DOOR
OPENING
DEGREE



Monoblock



Powder Coated



Key Lock



Aeration



Cleaning



Warranty

STANDARD

| view | | | |
|-----------------|----------------|----------------|----------------|
| catalogue code | WRD/1.1840 | WRD/2.1880 | WRD/3.1812 |
| production code | 152M0601-00019 | 152M0601-00020 | 152M0601-00021 |
| no of door | 1 | 2 | 3 |
| door type | right hung | right hung | right hung |
| ventilation | louvered | louvered | louvered |
| height (mm) | 1800 | 1800 | 1800 |
| width (mm) | 415 | 800 | 1185 |
| depth (mm) | 500 | 500 | 500 |

VERSION 1

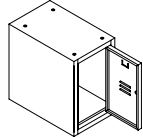
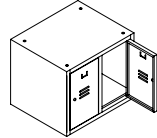
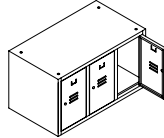
| view | | | |
|-----------------|-------------------|-------------------|-------------------|
| catalogue code | WRD/1.1840.V1 | WRD/2.1880.V1 | WRD/3.1812.V1 |
| production code | 152M0601-00022 | 152M0601-00023 | 152M0601-00024 |
| no of door | 1 | 2 | 3 |
| door type | right hung | right hung | right hung |
| ventilation | square perforated | square perforated | square perforated |
| height (mm) | 1800 | 1800 | 1800 |
| width (mm) | 415 | 800 | 1185 |
| depth (mm) | 500 | 500 | 500 |

VERSION 4

| view | | | |
|-----------------|------------------|------------------|------------------|
| catalogue code | WRD/1.1840.V4 | WRD/2.1880.V4 | WRD/3.1812.V4 |
| production code | 152M0601-00025 | 152M0601-00026 | 152M0601-00027 |
| no of door | 1 | 2 | 3 |
| door type | right hung | right hung | right hung |
| ventilation | round perforated | round perforated | round perforated |
| height (mm) | 1800 | 1800 | 1800 |
| width (mm) | 415 | 800 | 1185 |
| depth (mm) | 500 | 500 | 500 |

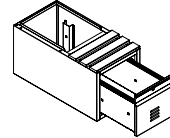
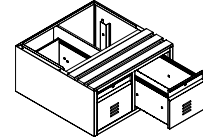
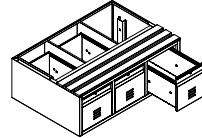


TOP CUPBOARDS for D/I *

| view |  |  |  |
|-----------------|---|---|---|
| catalogue code | WTC/1.5040 | WTC/2.5080 | WTC/3.5012 |
| production code | 152M9909-00040 | 152M9909-00041 | 152M9909-00042 |
| no of door | 1 | 2 | 3 |
| door type | standard | standard | standard |
| ventilation | louvered | louvered | louvered |
| height (mm) | 500 | 500 | 500 |
| width (mm) | 415 | 800 | 1185 |
| depth (mm) | 500 | 500 | 500 |

* Should be ordered together with the main cupboards

BASE CUPBOARDS for D/I *

| view |  |  |  |
|-----------------|---|---|---|
| catalogue code | WBC/1DW.4040 | WBC/2DW.4080 | WBC/3DW.4012 |
| production code | 152M9909-00043 | 152M9909-00044 | 152M9909-00045 |
| model | 1 drawer | 2 drawers | 3 drawers |
| ventilation | louvered | louvered | louvered |
| height (mm) | 400 | 400 | 400 |
| width (mm) | 415 | 800 | 1185 |
| depth (mm) | 800 | 800 | 800 |

* Should be ordered together with the main cupboards


FEATURES

- » Durable Welded Metal Construction
- » Electrostatic Powder Coating
- » Wall Mounting Holes on Rear Top
- » Coat Rail with Hook in Each Section
- » Reinforced Doors with Concealed Hinges and Anti-Noise Plastic Buffers
- » Stamped Label Holder on Doors
- » Louvered Doors for Air Circulation
- » 2.000 Differs Round Head Camlock with 2 Keys
- » Key Duplicate Support
- » Masterkey Support
- » Packaging: Nylon Bag + Corrugated Carton

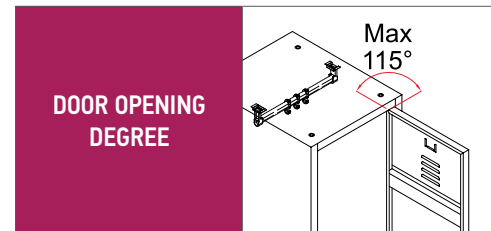
OPTIONAL

- » Bolting Holes on Sides to Connect Cupboards [Fixing Kit is Not Included]
- » Perforated Door Types
- » Swing Door Model
- » Coin Lock
- » Keypad Combination Lock
- » Wheel Combination Lock
- » 2.000 Differs 3 Point Round Head Camlock with 2 Keys
- » Latchlock
- » Flush Latchlock
- » 3 Point Latchlock
- » 200 mm Sloping Roof [Fixing by Bolt]
- » 100 mm Base [Fixing by Bolt]
- » 100 mm Feet [Welded or Fixing by Bolt on Request]
- » 100 mm Framed Feet [Fixing by Bolt]
- » 400 mm Bench Models [Fixing by Bolt]

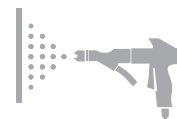
STANDARD COLORS FOR THIS RANGE



- » Non-standard colors are available with price difference (extra charge)
- » Production codes are referring items completely in color Grey 7035



Monoblock



Powder Coated



Key Lock



Aeration



Cleaning



Warranty



| | STANDARD | | | |
|------------------------|------------------|------------------|------------------|-------------------|
| view | | | | |
| catalogue code | WRC.2(1.2).18030 | WRC.4(2.2).18060 | WRC.6(3.2).18090 | WRC.8(4.2).180117 |
| production code | 152M0601-00036 | 152M0601-00037 | 152M0601-00038 | 152M0601-00039 |
| no of door | 2 | 4 | 6 | 8 |
| door type | right hung | right hung | right hung | right hung |
| ventilation | louvered | louvered | louvered | louvered |
| height (mm) | 1800 | 1800 | 1800 | 1800 |
| width (mm) | 315 | 600 | 885 | 1170 |
| depth (mm) | 500 | 500 | 500 | 500 |



WARDROBES & LOCKERS

WARDROBE CUPBOARDS

1/2 DOORS - 180*40 SERIES

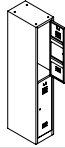
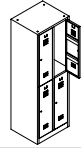
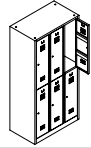
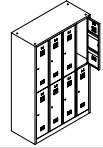
| VERSION 1 | | | | |
|------------------------|---------------------|---------------------|---------------------|----------------------|
| view | | | | |
| catalogue code | WRC.2(1.2).18030.V1 | WRC.4(2.2).18060.V1 | WRC.6(3.2).18090.V1 | WRC.8(4.2).180117.V1 |
| production code | 152M0601-00040 | 152M0601-00041 | 152M0601-00042 | 152M0601-00043 |
| no of door | 2 | 4 | 6 | 8 |
| door type | right hung | right hung | right hung | right hung |
| ventilation | square perforated | square perforated | square perforated | square perforated |
| height (mm) | 1800 | 1800 | 1800 | 1800 |
| width (mm) | 315 | 600 | 885 | 1170 |
| depth (mm) | 500 | 500 | 500 | 500 |

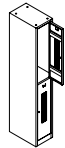
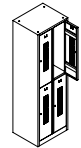
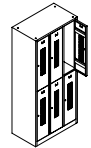
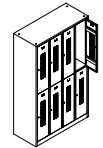
| VERSION 4 | | | | |
|------------------------|---------------------|---------------------|---------------------|----------------------|
| view | | | | |
| catalogue code | WRC.2(1.2).18030.V4 | WRC.4(2.2).18060.V4 | WRC.6(3.2).18090.V4 | WRC.8(4.2).180117.V4 |
| production code | 152M0601-00044 | 152M0601-00045 | 152M0601-00046 | 152M0601-00047 |
| no of door | 2 | 4 | 6 | 8 |
| door type | right hung | right hung | right hung | right hung |
| ventilation | round perforated | round perforated | round perforated | round perforated |
| height (mm) | 1800 | 1800 | 1800 | 1800 |
| width (mm) | 315 | 600 | 885 | 1170 |
| depth (mm) | 500 | 500 | 500 | 500 |

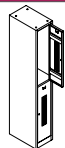
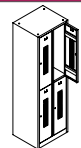
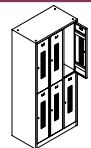
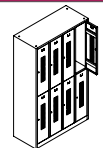
| STANDARD | | | |
|------------------------|------------------|------------------|-------------------|
| view | | | |
| catalogue code | WRC.2(1.2).18040 | WRC.4(2.2).18080 | WRC.6(3.2).180120 |
| production code | 152M0601-00048 | 152M0601-00049 | 152M0601-00050 |
| no of door | 2 | 4 | 6 |
| door type | right hung | right hung | right hung |
| ventilation | louvered | louvered | louvered |
| height (mm) | 1800 | 1800 | 1800 |
| width (mm) | 415 | 800 | 1185 |
| depth (mm) | 500 | 500 | 500 |

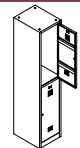
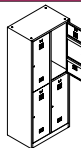
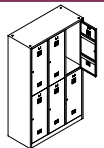
| VERSION 1 | | | |
|------------------------|---------------------|---------------------|----------------------|
| view | | | |
| catalogue code | WRC.2(1.2).18040.V1 | WRC.4(2.2).18080.V1 | WRC.6(3.2).180120.V1 |
| production code | 152M0601-00051 | 152M0601-00052 | 152M0601-00053 |
| no of door | 2 | 4 | 6 |
| door type | right hung | right hung | right hung |
| ventilation | square perforated | square perforated | square perforated |
| height (mm) | 1800 | 1800 | 1800 |
| width (mm) | 415 | 800 | 1185 |
| depth (mm) | 500 | 500 | 500 |

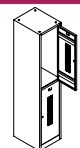
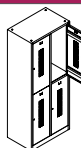
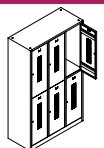
| VERSION 4 | | | |
|------------------------|---------------------|---------------------|----------------------|
| view | | | |
| catalogue code | WRC.2(1.2).18040.V4 | WRC.4(2.2).18080.V4 | WRC.6(3.2).180120.V4 |
| production code | 152M0601-00054 | 152M0601-00055 | 152M0601-00056 |
| no of door | 2 | 4 | 6 |
| door type | right hung | right hung | right hung |
| ventilation | round perforated | round perforated | round perforated |
| height (mm) | 1800 | 1800 | 1800 |
| width (mm) | 415 | 800 | 1185 |
| depth (mm) | 500 | 500 | 500 |

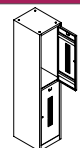
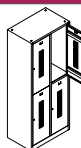
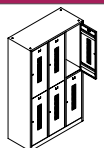
| STANDARD | | | | |
|-----------------|---|---|--|---|
| view |  |  |  |  |
| catalogue code | WRC.2(1.2).19530 | WRC.4(2.2).19560 | WRC.6(3.2).19590 | WRC.8(4.2).195117 |
| production code | 152M0601-00057 | 152M0601-00058 | 152M0601-00059 | 152M0601-00060 |
| no of door | 2 | 4 | 6 | 8 |
| door type | right hung | right hung | right hung | right hung |
| ventilation | louvered | louvered | louvered | louvered |
| height (mm) | 1950 | 1950 | 1950 | 1950 |
| width (mm) | 315 | 600 | 885 | 1170 |
| depth (mm) | 500 | 500 | 500 | 500 |

| VERSION 1 | | | | |
|-----------------|--|--|---|--|
| view |  |  |  |  |
| catalogue code | WRC.2(1.2).19530.V1 | WRC.4(2.2).19560.V1 | WRC.6(3.2).19590.V1 | WRC.8(4.2).195117.V1 |
| production code | 152M0601-00061 | 152M0601-00062 | 152M0601-00063 | 152M0601-00064 |
| no of door | 2 | 4 | 6 | 8 |
| door type | right hung | right hung | right hung | right hung |
| ventilation | square perforated | square perforated | square perforated | square perforated |
| height (mm) | 1950 | 1950 | 1950 | 1950 |
| width (mm) | 315 | 600 | 885 | 1170 |
| depth (mm) | 500 | 500 | 500 | 500 |

| VERSION 4 | | | | |
|-----------------|---|---|--|---|
| view |  |  |  |  |
| catalogue code | WRC.2(1.2).19530.V4 | WRC.4(2.2).19560.V4 | WRC.6(3.2).19590.V4 | WRC.8(4.2).195117.V4 |
| production code | 152M0601-00065 | 152M0601-00066 | 152M0601-00067 | 152M0601-00068 |
| no of door | 2 | 4 | 6 | 8 |
| door type | right hung | right hung | right hung | right hung |
| ventilation | round perforated | round perforated | round perforated | round perforated |
| height (mm) | 1950 | 1950 | 1950 | 1950 |
| width (mm) | 315 | 600 | 885 | 1170 |
| depth (mm) | 500 | 500 | 500 | 500 |

| STANDARD | | | |
|-----------------|---|---|---|
| view |  |  |  |
| catalogue code | WRC.2(1.2).19540 | WRC.4(2.2).19580 | WRC.6(3.2).195120 |
| production code | 152M0601-00069 | 152M0601-00070 | 152M0601-00071 |
| no of door | 2 | 4 | 6 |
| door type | right hung | right hung | right hung |
| ventilation | louvered | louvered | louvered |
| height (mm) | 1950 | 1950 | 1950 |
| width (mm) | 415 | 800 | 1185 |
| depth (mm) | 500 | 500 | 500 |

| VERSION 1 | | | |
|-----------------|--|--|--|
| view |  |  |  |
| catalogue code | WRC.2(1.2).19540.V1 | WRC.4(2.2).19580.V1 | WRC.6(3.2).195120.V1 |
| production code | 152M0601-00072 | 152M0601-00073 | 152M0601-00074 |
| no of door | 2 | 4 | 6 |
| door type | right hung | right hung | right hung |
| ventilation | square perforated | square perforated | square perforated |
| height (mm) | 1950 | 1950 | 1950 |
| width (mm) | 415 | 800 | 1185 |
| depth (mm) | 500 | 500 | 500 |

| VERSION 4 | | | |
|-----------------|---|---|---|
| view |  |  |  |
| catalogue code | WRC.2(1.2).19540.V4 | WRC.4(2.2).19580.V4 | WRC.6(3.2).195120.V4 |
| production code | 152M0601-00075 | 152M0601-00076 | 152M0601-00077 |
| no of door | 2 | 4 | 6 |
| door type | right hung | right hung | right hung |
| ventilation | round perforated | round perforated | round perforated |
| height (mm) | 1950 | 1950 | 1950 |
| width (mm) | 415 | 800 | 1185 |
| depth (mm) | 500 | 500 | 500 |


FEATURES

- » Durable Welded Metal Construction
- » Electrostatic Powder Coating
- » Wall Mounting Holes on Rear Top
- » Coat Rail with Hook in Each Section
- » Reinforced Doors with Concealed Hinges and Anti-Noise Plastic Buffers
- » Stamped Label Holder on Doors
- » Louvered Doors for Air Circulation
- » 2.000 Differs Round Head Camlock with 2 Keys
- » Key Duplicate Support
- » Masterkey Support
- » Packaging: Nylon Bag + Corrugated Carton

OPTIONAL

- » Bolting Holes on Sides to Connect Cupboards [Fixing Kit is Not Included]
- » Perforated Door Types
- » Swing Door Models
- » Keypad Combination Lock
- » Wheel Combination Lock
- » 2.000 Differs 3 Point Round Head Camlock with 2 Keys
- » Latchlock
- » Flush Latchlock
- » 3 Point Latchlock
- » 200 mm Sloping Roof [Fixing by Bolt]
- » 100 mm Base [Fixing by Bolt]
- » 100 mm Feet [Welded or Fixing by Bolt on Request]
- » 100 mm Framed Feet [Fixing by Bolt]
- » 400 mm Bench Models [Fixing by Bolt]

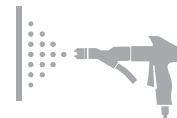
STANDARD COLORS FOR THIS RANGE



- » Non-standard colors are available with price difference (extra charge)
- » Production codes are referring items completely in color Grey 7035



Monoblock



Powder Coated



Key Lock



Aeration



Cleaning

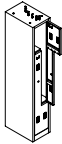
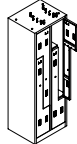
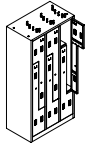


Warranty


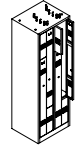
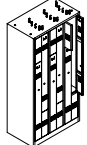


| STANDARD | | | |
|-----------------|----------------|----------------|----------------|
| view | | | |
| catalogue code | WRZ/2.1830 | WRZ/4.1860 | WRZ/6.1890 |
| production code | 152M0601-00080 | 152M0601-00081 | 152M0601-00082 |
| no of door | 2 | 4 | 6 |
| door type | standard | standard | standard |
| ventilation | louvered | louvered | louvered |
| height (mm) | 1800 | 1800 | 1800 |
| width (mm) | 315 | 600 | 885 |
| depth (mm) | 500 | 500 | 500 |

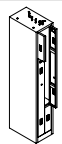
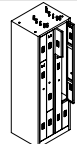
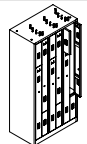
VERSION 1

| | | | |
|-----------------|---|---|---|
| view |  |  |  |
| catalogue code | WRZ/2.1830.V1 | WRZ/4.1860.V1 | WRZ/6.1890.V1 |
| production code | 152M0601-00083 | 152M0601-00084 | 152M0601-00085 |
| no of door | 2 | 4 | 6 |
| door type | standard | standard | standard |
| ventilation | square perforated | square perforated | square perforated |
| height (mm) | 1800 | 1800 | 1800 |
| width (mm) | 315 | 600 | 885 |
| depth (mm) | 500 | 500 | 500 |


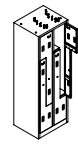
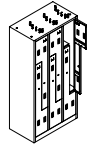
VERSION 2

| | | | |
|-----------------|---|---|---|
| view |  |  |  |
| catalogue code | WRZ/2.1830.V2 | WRZ/4.1860.V2 | WRZ/6.1890.V2 |
| production code | 152M0601-00086 | 152M0601-00087 | 152M0601-00088 |
| no of door | 2 | 4 | 6 |
| door type | swing | swing | swing |
| ventilation | louvered | louvered | louvered |
| height (mm) | 1800 | 1800 | 1800 |
| width (mm) | 315 | 600 | 885 |
| depth (mm) | 500 | 500 | 500 |


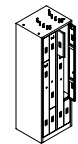
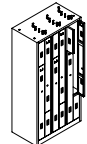
VERSION 3

| | | | |
|-----------------|---|---|---|
| view |  |  |  |
| catalogue code | WRZ/2.1830.V3 | WRZ/4.1860.V3 | WRZ/6.1890.V3 |
| production code | 152M0601-00089 | 152M0601-00090 | 152M0601-00091 |
| no of door | 2 | 4 | 6 |
| door type | swing | swing | swing |
| ventilation | square perforated | square perforated | square perforated |
| height (mm) | 1800 | 1800 | 1800 |
| width (mm) | 315 | 600 | 885 |
| depth (mm) | 500 | 500 | 500 |

VERSION 4

| | | | |
|-----------------|---|---|---|
| view |  |  |  |
| catalogue code | WRZ/2.1830.V4 | WRZ/4.1860.V4 | WRZ/6.1890.V4 |
| production code | 152M0601-00092 | 152M0601-00093 | 152M0601-00094 |
| no of door | 2 | 4 | 6 |
| door type | standard | standard | standard |
| ventilation | round perforated | round perforated | round perforated |
| height (mm) | 1800 | 1800 | 1800 |
| width (mm) | 315 | 600 | 885 |
| depth (mm) | 500 | 500 | 500 |

VERSION 5

| | | | |
|-----------------|---|---|---|
| view |  |  |  |
| catalogue code | WRZ/2.1830.V5 | WRZ/4.1860.V5 | WRZ/6.1890.V5 |
| production code | 152M0601-00095 | 152M0601-00096 | 152M0601-00097 |
| no of door | 2 | 4 | 6 |
| door type | swing | swing | swing |
| ventilation | round perforated | round perforated | round perforated |
| height (mm) | 1800 | 1800 | 1800 |
| width (mm) | 315 | 600 | 885 |
| depth (mm) | 500 | 500 | 500 |


FEATURES

- » Durable Welded Metal Construction
- » Electrostatic Powder Coating
- » Wall Mounting Holes on Rear Top
- » Coat Rail with Hook in Each Section
- » Reinforced Doors with Concealed Hinges and Anti-Noise Plastic Buffers
- » Stamped Label Holder on Doors
- » Louvered Doors for Air Circulation
- » 2.000 Differs Round Head Camlock with 2 Keys
- » Key Duplicate Support
- » Masterkey Support
- » Packaging: Nylon Bag + Corrugated Carton

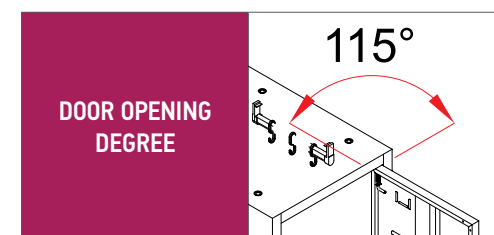
OPTIONAL

- » Bolting Holes on Sides to Connect Cupboards [Fixing Kit is Not Included]
- » Perforated Door Types
- » Swing Door Models
- » Coin Lock
- » Keypad Combination Lock
- » Wheel Combination Lock
- » 2.000 Differs 3 Point Round Head Camlock with 2 Keys
- » Latchlock
- » Flush Latchlock
- » 3 Point Latchlock
- » 200 mm Sloping Roof [Fixing by Bolt]
- » 100 mm Base [Fixing by Bolt]
- » 100 mm Feet [Welded or Fixing by Bolt on Request]
- » 100 mm Framed Feet [Fixing by Bolt]
- » 400 mm Bench Models [Fixing by Bolt]

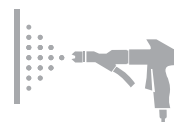
STANDARD COLORS FOR THIS RANGE



- » Non-standard colors are available with price difference (extra charge)
- » Production codes are referring items completely in color Grey 7035



Monoblock



Powder Coated



Key Lock



Aeration




Cleaning



Warranty



| | STANDARD | | |
|-----------------|----------------|----------------|----------------|
| view | | | |
| catalogue code | WRZ/2.1840 | WRZ/4.1880 | WRZ/6.1812 |
| production code | 152M0601-00098 | 152M0601-00099 | 152M0601-00100 |
| no of door | 2 | 4 | 6 |
| door type | standard | standard | standard |
| ventilation | louvered | louvered | louvered |
| height (mm) | 1800 | 1800 | 1800 |
| width (mm) | 415 | 800 | 1185 |
| depth (mm) | 500 | 500 | 500 |



| VERSION 1 | | | |
|------------------------|-------------------|-------------------|-------------------|
| view | | | |
| catalogue code | WRZ/2.1840.V1 | WRZ/4.1880.V1 | WRZ/6.1812.V1 |
| production code | 152M0601-00101 | 152M0601-00102 | 152M0601-00103 |
| no of door | 2 | 4 | 6 |
| door type | standard | standard | standard |
| ventilation | square perforated | square perforated | square perforated |
| height (mm) | 1800 | 1800 | 1800 |
| width (mm) | 415 | 800 | 1185 |
| depth (mm) | 500 | 500 | 500 |

| VERSION 2 | | | |
|------------------------|----------------|----------------|----------------|
| view | | | |
| catalogue code | WRZ/2.1840.V2 | WRZ/4.1880.V2 | WRZ/6.1812.V2 |
| production code | 152M0601-00104 | 152M0601-00105 | 152M0601-00106 |
| no of door | 2 | 4 | 6 |
| door type | swing | swing | swing |
| ventilation | louvered | louvered | louvered |
| height (mm) | 1800 | 1800 | 1800 |
| width (mm) | 415 | 800 | 1185 |
| depth (mm) | 500 | 500 | 500 |

| VERSION 3 | | | |
|------------------------|-------------------|-------------------|-------------------|
| view | | | |
| catalogue code | WRZ/2.1840.V3 | WRZ/4.1880.V3 | WRZ/6.1812.V3 |
| production code | 152M0601-00107 | 152M0601-00108 | 152M0601-00109 |
| no of door | 2 | 4 | 6 |
| door type | swing | swing | swing |
| ventilation | square perforated | square perforated | square perforated |
| height (mm) | 1800 | 1800 | 1800 |
| width (mm) | 415 | 800 | 1185 |
| depth (mm) | 500 | 500 | 500 |

| VERSION 4 | | | |
|------------------------|------------------|------------------|------------------|
| view | | | |
| catalogue code | WRZ/2.1840.V4 | WRZ/4.1880.V4 | WRZ/6.1812.V4 |
| production code | 152M0601-00110 | 152M0601-00111 | 152M0601-00112 |
| no of door | 2 | 4 | 6 |
| door type | standard | standard | standard |
| ventilation | round perforated | round perforated | round perforated |
| height (mm) | 1800 | 1800 | 1800 |
| width (mm) | 415 | 800 | 1185 |
| depth (mm) | 500 | 500 | 500 |

| VERSION 5 | | | |
|--------------------|------------------|------------------|------------------|
| view | | | |
| code | WRZ/2.1840.V5 | WRZ/4.1880.V5 | WRZ/6.1812.V5 |
| | 152M0601-00113 | 152M0601-00114 | 152M0601-00115 |
| no of door | 2 | 4 | 6 |
| door type | swing | swing | swing |
| ventilation | round perforated | round perforated | round perforated |
| height (mm) | 1800 | 1800 | 1800 |
| width (mm) | 415 | 800 | 1185 |
| depth (mm) | 500 | 500 | 500 |

FEATURES

- » Durable Welded Metal Construction
- » Electrostatic Powder Coating
- » Wall Mounting Holes on Rear Top
- » Under Top with Coat Rail and Hook in Each Section
- » Reinforced Doors with Concealed Hinges and Anti-Noise Plastic Buffers
- » Stamped Label Holder on Doors
- » Louvered Doors for Air Circulation
- » Bolting Holes on Sides to Connect Cupboards [Fixing Kit is Not Included]
- » 2.000 Differs Round Head Camlock with 2 Keys
- » Key Duplicate Support
- » Masterkey Support
- » Packaging: Nylon Bag + Corrugated Carton

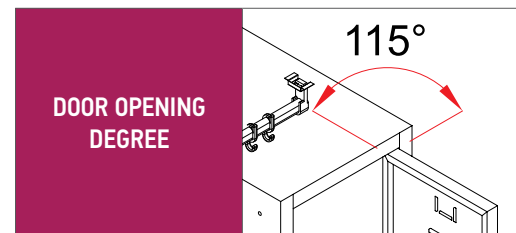
OPTIONAL

- » Perforated Door Types
- » Coin Lock
- » Keypad Combination Lock
- » Wheel Combination Lock
- » 2.000 Differs 3 Point Round Head Camlock with 2 Keys
- » Latchlock
- » Flush Latchlock
- » 3 Point Latchlock
- » 200 mm Sloping Roof [Fixing by Bolt]
- » 100 mm Base [Fixing by Bolt]
- » 100 mm Feet [Welded or Fixing by Bolt on Request]
- » 100 mm Framed Feet [Fixing by Bolt]
- » 400 mm Bench Models [Fixing by Bolt]

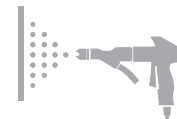
STANDARD COLORS FOR THIS RANGE



- » Non-standard colors are available with price difference (extra charge)
- » Production codes are referring items completely in color Grey 7035



Monoblock



Powder Coated



Key Lock



Aeration



Cleaning



Warranty



STANDARD - 30 SERIES

| view | | | | |
|-----------------|----------------|----------------|----------------|----------------|
| catalogue code | WRK/1.1030 | WRK/2.1060 | WRK/3.1090 | WRK/4.10117 |
| production code | 152M0601-00028 | 152M0601-00029 | 152M0601-00030 | 152M0601-00031 |
| no of door | 1 | 2 | 3 | 4 |
| door type | right hung | right hung | right hung | right hung |
| ventilation | louvered | louvered | louvered | louvered |
| height (mm) | 1025 | 1025 | 1025 | 1025 |
| width (mm) | 315 | 600 | 885 | 1170 |
| depth (mm) | 500 | 500 | 500 | 500 |

STANDARD - 40 SERIES

| view | | | | |
|-----------------|----------------|----------------|----------------|----------------|
| catalogue code | WRK/1.1040 | WRK/2.1080 | WRK/3.1012 | WRK/4.10157 |
| production code | 152M0601-00032 | 152M0601-00033 | 152M0601-00034 | 152M0601-00035 |
| no of door | 1 | 2 | 3 | 4 |
| door type | right hung | right hung | right hung | right hung |
| ventilation | louvered | louvered | louvered | louvered |
| height (mm) | 1025 | 1025 | 1025 | 1025 |
| width (mm) | 415 | 800 | 1185 | 1570 |
| depth (mm) | 500 | 500 | 500 | 500 |


FEATURES

- » Durable Welded Metal Construction
- » Electrostatic Powder Coating
- » Wall Mounting Holes on Rear Top
- » Pull Down Coat Rail Lift and Bottom Shelf in Each Section
- » Reinforced Doors with Concealed Hinges and Anti-Noise Plastic Buffers
- » Stamped Label Holder on Doors
- » Louvered Doors for Air Circulation
- » 2.000 Differs Round Head Camlock with 2 Keys
- » Key Duplicate Support
- » Masterkey Support
- » Packaging: Nylon Bag + Corrugated Carton

OPTIONAL

- » Bolting Holes on Sides to Connect Cupboards [Fixing Kit is Not Included]
- » Latchlock
- » 100 mm Base [Fixing by Bolt]
- » 100 mm Feet [Welded or Fixing by Bolt on Request]
- » 100 mm Framed Feet [Fixing by Bolt]

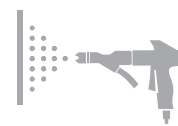
STANDARD COLORS FOR THIS RANGE



- » Non-standard colors are available with price difference (extra charge)
- » Production codes are referring items completely in color Grey 7035



Monoblock



Powder Coated



Key Lock



Aeration



Cleaning



Warranty




| view | | | |
|-----------------|----------------|----------------|----------------|
| catalogue code | WRDIS/1.1840 | WRDIS/2.1880 | WRDIS/3.1812 |
| production code | 152M0601-00133 | 152M0601-00134 | 152M0601-00135 |
| no of door | 1 | 2 | 3 |
| door type | right hung | right hung | right hung |
| ventilation | louvered | louvered | louvered |
| height (mm) | 1800 | 1800 | 1800 |
| width (mm) | 415 | 800 | 1185 |
| depth (mm) | 500 | 500 | 500 |

FEATURES

- » Durable Welded Metal Construction
- » Electrostatic Powder Coating
- » Wall Mounting Holes on Rear Top
- » Top Shelf with Coat Rail and Hook in Each Section
- » Reinforced Doors with Concealed Hinges and Anti-Noise Plastic Buffers
- » Door Switch with Automatic Cut Off when the Doors are Open
- » Fuse Box
- » Adjustable Thermostat
- » Additional 70 Degree Thermostat Switch
- » Drying Pipes for pair of Shoes/Boots
- » Top Ventilation Holes for Centralized Air Vacuum System
- » Easy Cupboard Connection (max 4) with Plug-in Electric Sockets
- » 2.000 Differs Round Head 3 Point Camlock with 2 Keys
- » Key Duplicate Support
- » Masterkey Support
- » Packaging: Nylon Bag + Corrugated Carton

STANDARD COLORS FOR THIS RANGE



- » Non-standard colors are available with price difference (extra charge)
- » Production codes are referring items completely in color Grey 7035



| view | | | |
|-----------------|----------------|----------------|----------------|
| catalogue code | HWRC-0001 | HWRC-0002 | HWRC-0003 |
| production code | 152M0601-00130 | 152M0601-00131 | 152M0601-00132 |
| type | cupboard | cupboard | cupboard |
| no of door | 1 | 2 | 3 |
| door type | right hung | right hung | right hung |
| height (mm) | 1800 | 1800 | 1800 |
| width (mm) | 415 | 800 | 1185 |
| depth (mm) | 500 | 500 | 500 |

* aeration equipments are not supplied

SLOPING ROOF



| catalogue code | production code | height | width | depth |
|----------------|-----------------|--------|-------|-------|
| WRR.30 | 152M9909-00011 | 200 | 315 | 500 |
| WRR.40 | 152M9909-00046 | 200 | 415 | 500 |
| WRR.60 | 152M9909-00012 | 200 | 600 | 500 |
| WRR.80 | 152M9909-00047 | 200 | 800 | 500 |
| WRR.90 | 152M9909-00013 | 200 | 885 | 500 |
| WRR.117 | 152M9909-00014 | 200 | 1170 | 500 |
| WRR.120 | 152M9909-00048 | 200 | 1185 | 500 |

BASE



| catalogue code | production code | height | width | depth |
|----------------|-----------------|--------|-------|-------|
| WBS.30 | 152M9909-00015 | 100 | 315 | 500 |
| WBS.40 | 152M9909-00049 | 100 | 415 | 500 |
| WBS.60 | 152M9909-00016 | 100 | 600 | 500 |
| WBS.80 | 152M9909-00050 | 100 | 800 | 500 |
| WBS.90 | 152M9909-00017 | 100 | 885 | 500 |
| WBS.117 | 152M9909-00018 | 100 | 1170 | 500 |
| WBS.120 | 152M9909-00051 | 100 | 1185 | 500 |

FRAMED FEET



| catalogue code | production code | height | width | depth |
|----------------|-----------------|--------|-------|-------|
| WRF.30 | 152M9909-00019 | 100 | 315 | 500 |
| WRF.40 | 152M9909-00052 | 100 | 415 | 500 |
| WRF.60 | 152M9909-00020 | 100 | 600 | 500 |
| WRF.80 | 152M9909-00053 | 100 | 800 | 500 |
| WRF.90 | 152M9909-00021 | 100 | 885 | 500 |
| WRF.117 | 152M9909-00022 | 100 | 1170 | 500 |
| WRF.120 | 152M9909-00054 | 100 | 1185 | 500 |

FEET SET OF 4 - STANDARD

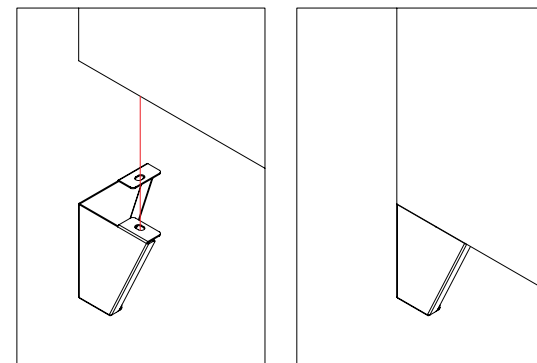


| catalogue code | production code | height |
|----------------|-----------------|--------|
| FS4.H10/WM | 152M9909-00023 | 100 |

FEET SET OF 4 - WITH LEVELLER



| catalogue code | production code | height |
|----------------|-----------------|--------|
| FS4L.H10/WM | 152M9909-00024 | 100 |



BENCH - STANDARD



| catalogue code | production code | height | width | depth |
|----------------|-----------------|--------|-------|-------|
| WRB.30 | 152M9909-00025 | 400 | 315 | 800 |
| WRB.40 | 152M9909-00055 | 400 | 415 | 800 |
| WRB.60 | 152M9909-00026 | 400 | 600 | 800 |
| WRB.80 | 152M9909-00056 | 400 | 800 | 800 |
| WRB.90 | 152M9909-00027 | 400 | 885 | 800 |
| WRB.117 | 152M9909-00028 | 400 | 1170 | 800 |
| WRB.120 | 152M9909-00057 | 400 | 1185 | 800 |

BENCH WITH SHOE GRILL



| catalogue code | production code | height | width | depth |
|----------------|-----------------|--------|-------|-------|
| WRB/SG.30 | 152M9909-00029 | 400 | 315 | 800 |
| WRB/SG.40 | 152M9909-00058 | 400 | 415 | 800 |
| WRB/SG.60 | 152M9909-00030 | 400 | 600 | 800 |
| WRB/SG.80 | 152M9909-00059 | 400 | 800 | 800 |
| WRB/SG.90 | 152M9909-00031 | 400 | 885 | 800 |
| WRB/SG.117 | 152M9909-00032 | 400 | 1170 | 800 |
| WRB/SG.120 | 152M9909-00060 | 400 | 1185 | 800 |

BENCH WITH PULL OUT SEAT



| catalogue code | production code | height | width | depth |
|----------------|-----------------|--------|-------|-------|
| WRB/PO.30 | 152M9909-00033 | 400 | 315 | 800 |
| WRB/PO.40 | 152M9909-00061 | 400 | 415 | 800 |
| WRB/PO.60 | 152M9909-00034 | 400 | 600 | 800 |
| WRB/PO.80 | 152M9909-00062 | 400 | 800 | 800 |
| WRB/PO.90 | 152M9909-00035 | 400 | 885 | 800 |
| WRB/PO.117 | 152M9909-00036 | 400 | 1170 | 800 |
| WRB/PO.120 | 152M9909-00063 | 400 | 1185 | 800 |

FEATURES


- » Durable Welded Metal Construction
- » Electrostatic Powder Coating
- » Wall Mounting Holes on Rear Top
- » Coat Rail with Hook in Each Vertical Section
- » Horizontal and Vertical Doors with Concealed Hinges and Anti-Noise Plastic Buffers
- » Stamped Label Holder on Doors
- » Louvered Doors for Air Circulation
- » Paired Lock for Horizontal and Vertical Doors
- » 2.000 Differs Round Head Camlock with 2 Keys
- » Key Duplicate Support
- » Masterkey Support
- » Packaging: Nylon Bag + Corrugated Carton

OPTIONAL

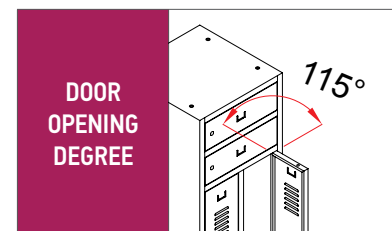
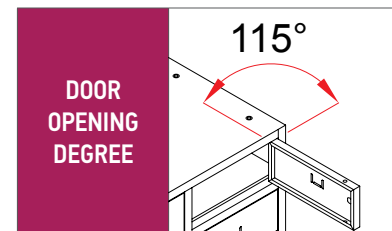
- » Perforated Door Types
- » 200 mm Sloping Roof [Fixing by Bolt]
- » 100 mm Base [Fixing by Bolt]
- » 100 mm Feet [Welded or Fixing by Bolt on Request]
- » 100 mm Framed Feet [Fixing by Bolt]
- » 400 mm Bench Models [Fixing by Bolt]



STANDARD COLORS FOR THIS RANGE



- » Non-standard colors are available with price difference (extra charge)
- » Production codes are referring items completely in color Grey 7035



Monoblock



Powder Coated



Key Lock



Aeration



Cleaning



Warranty



| view | | |
|-----------------|---------------------------|---------------------------|
| catalogue code | WRC/2H2V.1850 | WRC/4H4V.1897 |
| production code | 152M0601-00128 | 152M0601-00129 |
| no of door | 2 horizontal + 2 vertical | 4 horizontal + 4 vertical |
| door type | standard | standard |
| ventilation | louvered | louvered |
| height (mm) | 1800 | 1800 |
| width (mm) | 500 | 970 |
| depth (mm) | 500 | 500 |

SLOPING ROOF



| catalogue code | production code | height | width | depth |
|----------------|-----------------|--------|-------|-------|
| WRR.50 | 152M9909-00110 | 200 | 500 | 500 |
| WRR.97 | 152M9909-00111 | 200 | 970 | 500 |

BASE



| catalogue code | production code | height | width | depth |
|----------------|-----------------|--------|-------|-------|
| WBS.50 | 152M9909-00112 | 100 | 500 | 500 |
| WBS.97 | 152M9909-00113 | 100 | 970 | 500 |

FRAMED FEET



| catalogue code | production code | height | width | depth |
|----------------|-----------------|--------|-------|-------|
| WRF.50 | 152M9909-00114 | 100 | 500 | 500 |
| WRF.97 | 152M9909-00115 | 100 | 970 | 500 |

FEET SET OF 4 - STANDARD

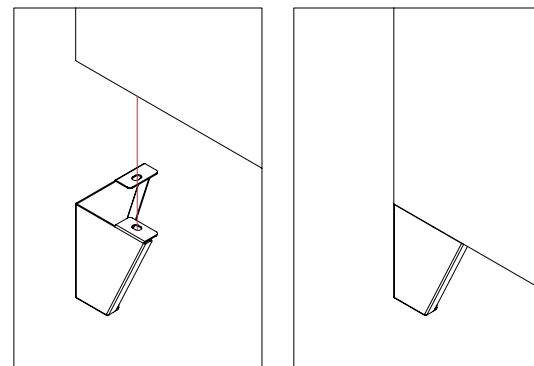


| catalogue code | production code | height |
|----------------|-----------------|--------|
| FS4.H10/WM | 152M9909-00023 | 100 |

FEET SET OF 4 - WITH LEVELLER



| catalogue code | production code | height |
|----------------|-----------------|--------|
| FS4L.H10/WM | 152M9909-00024 | 100 |



BENCH - STANDARD



| catalogue code | production code | height | width | depth |
|----------------|-----------------|--------|-------|-------|
| WRB.50 | 152M9909-00116 | 400 | 500 | 800 |
| WRB.97 | 152M9909-00117 | 400 | 970 | 800 |

BENCH WITH SHOE GRILL



| catalogue code | production code | height | width | depth |
|----------------|-----------------|--------|-------|-------|
| WRB/SG.50 | 152M9909-00118 | 400 | 500 | 800 |
| WRB/SG.97 | 152M9909-00119 | 400 | 970 | 800 |

BENCH WITH PULL OUT SEAT




| catalogue code | production code | height | width | depth |
|----------------|-----------------|--------|-------|-------|
| WRB/PO.50 | 152M9909-00120 | 400 | 500 | 800 |
| WRB/PO.97 | 152M9909-00121 | 400 | 970 | 800 |

FEATURES

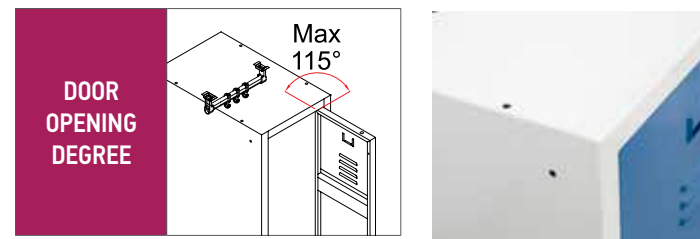
- » Durable Welded Metal Construction
- » Electrostatic Powder Coating
- » Can be Multiple by Bolting Together Side by Side or on Each Other
- » Reinforced Doors with Concealed Hinges and Anti-Noise Plastic Buffers
- » Stamped Label Holder on Doors
- » Coat Rail with Hook in Each Section
- » 50 mm Base *
- » 2.000 Differs Round Head Camlock with 2 Keys
- » Key Duplicate Support
- » Masterkey Support
- » Packaging: Nylon Bag + Corrugated Carton

* Should be Ordered Separately as per Column

STANDARD COLORS FOR THIS RANGE



- » Non-standard colors are available with price difference (extra charge)
- » Production codes are referring items completely in color Grey 7035

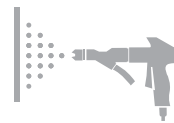


OPTIONAL

- » Perforated Door Types
- » Coin Lock
- » Keypad Combination Lock
- » Wheel Combination Lock
- » 2.000 Differs 3 Point Round Head Camlock with 2 Keys
- » Latchlock
- » Flush Latchlock
- » 3 Point Latchlock



Monoblock



Powder Coated



Key Lock



Aeration



Cleaning



Warranty



| view | | |
|-----------------|----------------|----------------|
| catalogue code | STWC/87.30.50 | STWC/87.40.50 |
| production code | 152M0601-00078 | 152M0601-00079 |
| no of door | 1 | 1 |
| door type | right hung | right hung |
| ventilation | louvered | louvered |
| height (mm) | 875 | 875 |
| width (mm) | 315 | 415 |
| depth (mm) | 500 | 500 |

| view | | |
|-----------------|-----------------|-----------------|
| catalogue code | BS/STWC/5.30.50 | BS/STWC/5.40.50 |
| production code | 152M9909-00064 | 152M9909-00065 |
| item | base | base |
| height (mm) | 50 | 50 |
| width (mm) | 315 | 415 |
| depth (mm) | 500 | 500 |


FEATURES

- » Durable Metal Construction
- » Electrostatic Powder Coating
- » Clean & Dirty Industry Models
- » Base and Adding Units
- » Top Shelf with Coat Rail and Hook in Each Section
- » Reinforced Doors with Concealed Hinges and Anti-Noise Plastic Buffers
- » Stamped Label Holder on Doors
- » Louvered Doors for Air Circulation
- » 2.000 Differs Round Head Camlock with 2 Keys
- » Key Duplicate Support
- » Masterkey Support
- » Packaging: Flatpack in Single Corrugated Carton on Pallet

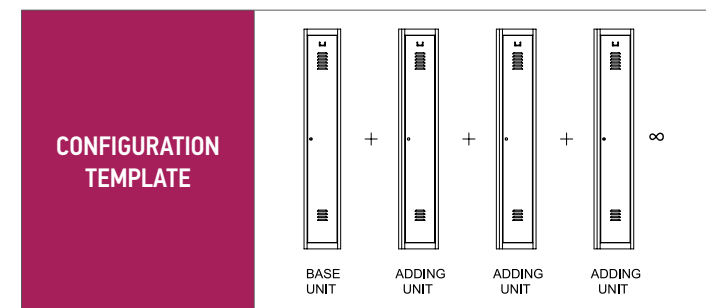
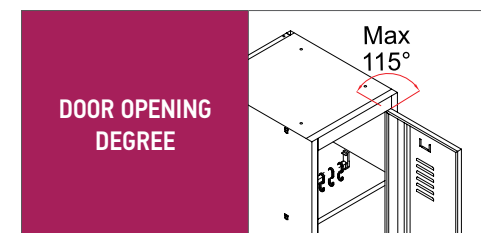
OPTIONAL

- » Bottom Shelf
- » Perforated Door Types
- » Envelope Hole on Doors
- » Coin Lock
- » Keypad Combination Lock
- » Wheel Combination Lock
- » 2.000 Differs 3 Point Round Head Camlock with 2 Keys
- » Latchlock
- » Flush Latchlock
- » 3 Point Latchlock
- » 200 mm Sloping Roof
- » 100 mm Framed Feet
- » 400 mm Bench Models

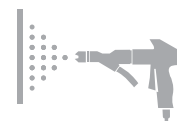
STANDARD COLORS FOR THIS RANGE



- » Non-standard colors are available with price difference (extra charge)
- » Production codes are referring items completely in color Grey 7035



Flatpack



Powder Coated



Key Lock



Aeration



Cleaning



Warranty



| CLEAN INDUSTRY - C/I | | |
|----------------------|----------------|----------------|
| view | | |
| catalogue code | WRC/FP.1/BU.30 | WRC/FP.1/AU.30 |
| production code | 152M0601-00116 | 152M0601-00117 |
| item | base unit | adding unit |
| no of door | 1 | 1 |
| door type | right hung | right hung |
| ventilation | louvered | louvered |
| height (mm) | 1800 | 1800 |
| width (mm) | 300 | 300 |
| depth (mm) | 500 | 500 |

| DIRTY INDUSTRY - D/I | | |
|----------------------|----------------|----------------|
| view | | |
| catalogue code | WRD/FP.1/BU.40 | WRD/FP.1/AU.40 |
| production code | 152M0601-00118 | 152M0601-00119 |
| item | base unit | adding unit |
| no of door | 1 | 1 |
| door type | right hung | right hung |
| ventilation | louvered | louvered |
| height (mm) | 1800 | 1800 |
| width (mm) | 400 | 400 |
| depth (mm) | 500 | 500 |


FEATURES

- » Durable Metal Construction
- » Electrostatic Powder Coating
- » Base and Adding Units
- » Coat Rail with Hook in Each Section
- » Reinforced Doors with Concealed Hinges and Anti-Noise Plastic Buffers
- » Stamped Label Holder on Doors
- » Louvered Doors for Air Circulation
- » 2.000 Differs Round Head Camlock with 2 Keys
- » Key Duplicate Support
- » Packaging: Flatpack in Single Corrugated Carton on Pallet

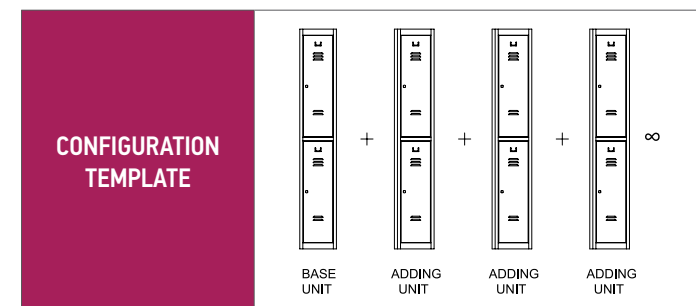
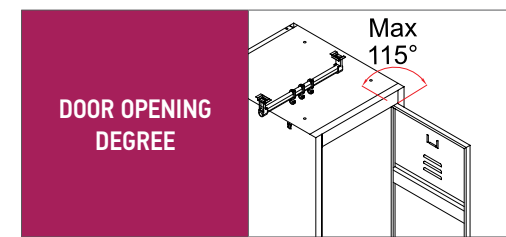
OPTIONAL

- » Perforated Door Types
- » Envelope Hole on Doors
- » Coin Lock
- » Keypad Combination Lock
- » Wheel Combination Lock
- » 2.000 Differs 3 Point Round Head Camlock with 2 Keys
- » Latchlock
- » Flush Latchlock
- » 3 Point Latchlock
- » 200 mm Sloping Roof
- » 100 mm Framed Feet
- » 400 mm Bench Models

STANDARD COLORS FOR THIS RANGE



- » Non-standard colors are available with price difference (extra charge)
- » Production codes are referring items completely in color Grey 7035



- Flatpack
- Powder Coated
- Key Lock
- Aeration
- Cleaning
- Warranty 2 YEARS



| 1/2 DOORS - 30 SERIES | | |
|-----------------------|----------------|----------------|
| view | | |
| catalogue code | WRC/FP.2/BU.30 | WRC/FP.2/AU.30 |
| production code | 152M0601-00120 | 152M0601-00121 |
| item | base unit | adding unit |
| no of door | 2 | 2 |
| door type | right hung | right hung |
| ventilation | louvered | louvered |
| height (mm) | 1800 | 1800 |
| width (mm) | 300 | 300 |
| depth (mm) | 500 | 500 |

| 1/2 DOORS - 40 SERIES | | |
|-----------------------|----------------|----------------|
| view | | |
| catalogue code | WRC/FP.2/BU.40 | WRC/FP.2/AU.40 |
| production code | 152M0601-00122 | 152M0601-00123 |
| item | base unit | adding unit |
| no of door | 2 | 2 |
| door type | right hung | right hung |
| ventilation | louvered | louvered |
| height (mm) | 1800 | 1800 |
| width (mm) | 400 | 400 |
| depth (mm) | 500 | 500 |


FEATURES

- » Durable Metal Construction
- » Electrostatic Powder Coating
- » Base and Adding Units
- » Coat Rail with Hook in Each Section
- » Reinforced Doors with Concealed Hinges and Anti-Noise Plastic Buffers
- » Stamped Label Holder on Doors
- » Louvered Doors for Air Circulation
- » 2.000 Differs Round Head Camlock with 2 Keys
- » Key Duplicate Support
- » Masterkey Support
- » Packaging: Flatpack in Single Corrugated Carton on Pallet

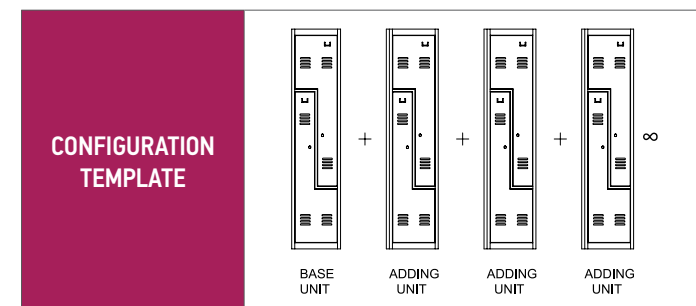
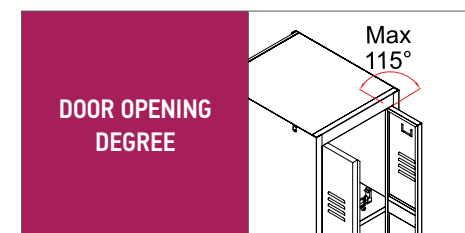
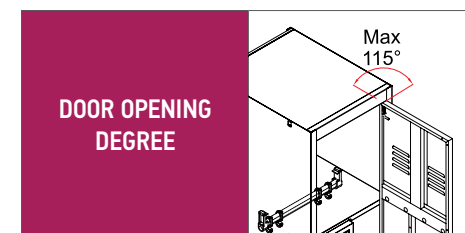
OPTIONAL

- » Perforated Door Types
- » Envelope Hole on Doors
- » Swing Door Models
- » Coin Lock
- » Keypad Combination Lock
- » Wheel Combination Lock
- » 2.000 Differs 3 Point Round Head Camlock with 2 Keys
- » Latchlock
- » Flush Latchlock
- » 3 Point Latchlock
- » 200 mm Sloping Roof
- » 100 mm Framed Feet
- » 400 mm Bench Models

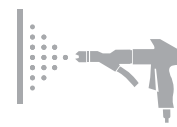
STANDARD COLORS FOR THIS RANGE



- » Non-standard colors are available with price difference (extra charge)
- » Production codes are referring items completely in color Grey 7035



Flatpack



Powder Coated



Key Lock



Aeration



Cleaning



Warranty



Z-TYPE DOORS - 40 SERIES - STANDARD

| view | | |
|-----------------|----------------|----------------|
| catalogue code | WRZ/FP.2/BU.40 | WRZ/FP.2/AU.40 |
| production code | 152M0601-00124 | 152M0601-00125 |
| item | base unit | adding unit |
| no of door | 2 | 2 |
| door type | standard | standard |
| ventilation | louvered | louvered |
| height (mm) | 1800 | 1800 |
| width (mm) | 400 | 400 |
| depth (mm) | 500 | 500 |

Z-TYPE DOORS - 40 SERIES - SWING

| view | | |
|-----------------|-------------------|-------------------|
| catalogue code | WRZ/FP.2/BU.40.V2 | WRZ/FP.2/AU.40.V2 |
| production code | 152M0601-00126 | 152M0601-00127 |
| item | base unit | adding unit |
| no of door | 2 | 2 |
| door type | swing | swing |
| ventilation | louvered | louvered |
| height (mm) | 1800 | 1800 |
| width (mm) | 400 | 400 |
| depth (mm) | 500 | 500 |

SLOPING ROOF



| catalogue code | production code | height | width | depth |
|----------------|-----------------|--------|-------|-------|
| WRR.30.B1 | 152M9909-00066 | 200 | 302 | 500 |
| WRR.40.B1 | 152M9909-00067 | 200 | 402 | 500 |
| WRR.60.B1A1 | 152M9909-00068 | 200 | 604 | 500 |
| WRR.80.B1A1 | 152M9909-00069 | 200 | 804 | 500 |
| WRR.90.B1A2 | 152M9909-00070 | 200 | 906 | 500 |
| WRR.120.B1A3 | 152M9909-00071 | 200 | 1208 | 500 |
| WRR.120.B1A2 | 152M9909-00072 | 200 | 1206 | 500 |

BASE



| catalogue code | production code | height | width | depth |
|----------------|-----------------|--------|-------|-------|
| WBS.30.B1 | 152M9909-00073 | 100 | 301 | 500 |
| WBS.40.B1 | 152M9909-00074 | 100 | 401 | 500 |
| WBS.60.B1A1 | 152M9909-00075 | 100 | 603 | 500 |
| WBS.80.B1A1 | 152M9909-00076 | 100 | 803 | 500 |
| WBS.90.B1A2 | 152M9909-00077 | 100 | 905 | 500 |
| WBS.120.B1A3 | 152M9909-00078 | 100 | 1207 | 500 |
| WBS.120.B1A2 | 152M9909-00079 | 100 | 1205 | 500 |

FRAMED FEET



| catalogue code | production code | height | width | depth |
|----------------|-----------------|--------|-------|-------|
| WRF.30.B1 | 152M9909-00080 | 100 | 301 | 500 |
| WRF.40.B1 | 152M9909-00081 | 100 | 401 | 500 |
| WRF.60.B1A1 | 152M9909-00082 | 100 | 603 | 500 |
| WRF.80.B1A1 | 152M9909-00083 | 100 | 803 | 500 |
| WRF.90.B1A2 | 152M9909-00084 | 100 | 905 | 500 |
| WRF.120.B1A3 | 152M9909-00085 | 100 | 1207 | 500 |
| WRF.120.B1A2 | 152M9909-00086 | 100 | 1205 | 500 |

FEET SET OF 4 - STANDARD

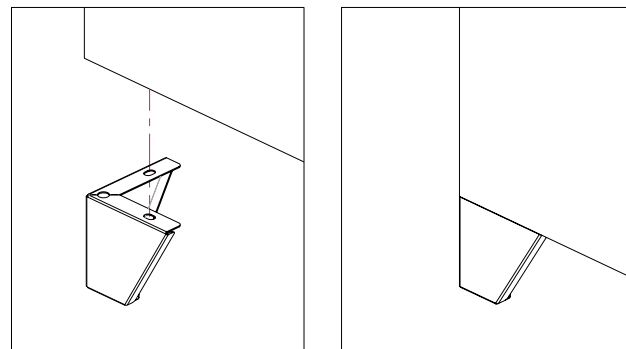


| catalogue code | production code | height |
|----------------|-----------------|--------|
| FS4.H10/WM-FP | 152M9909-00087 | 100 |

FEET SET OF 4 - WITH LEVELLER



| catalogue code | production code | height |
|----------------|-----------------|--------|
| FS4L.H10/WM-FP | 152M9909-00088 | 100 |



BENCH - STANDARD



| catalogue code | production code | height | width | depth |
|----------------|-----------------|--------|-------|-------|
| WRB.30.B1 | 152M9909-00089 | 400 | 301 | 800 |
| WRB.40.B1 | 152M9909-00090 | 400 | 401 | 800 |
| WRB.60.B1A1 | 152M9909-00091 | 400 | 603 | 800 |
| WRB.80.B1A1 | 152M9909-00092 | 400 | 803 | 800 |
| WRB.90.B1A2 | 152M9909-00093 | 400 | 905 | 800 |
| WRB.120.B1A3 | 152M9909-00094 | 400 | 1207 | 800 |
| WRB.120.B1A2 | 152M9909-00095 | 400 | 1205 | 800 |

BENCH WITH SHOE GRILL



| catalogue code | production code | height | width | depth |
|-----------------|-----------------|--------|-------|-------|
| WRB/SG.30.B1 | 152M9909-00096 | 400 | 301 | 800 |
| WRB/SG.40.B1 | 152M9909-00097 | 400 | 401 | 800 |
| WRB/SG.60.B1A1 | 152M9909-00098 | 400 | 603 | 800 |
| WRB/SG.80.B1A1 | 152M9909-00099 | 400 | 803 | 800 |
| WRB/SG.90.B1A2 | 152M9909-00100 | 400 | 905 | 800 |
| WRB/SG.120.B1A3 | 152M9909-00101 | 400 | 1207 | 800 |
| WRB/SG.120.B1A2 | 152M9909-00102 | 400 | 1205 | 800 |

BENCH WITH PULL OUT SEAT



| catalogue code | production code | height | width | depth |
|-----------------|-----------------|--------|-------|-------|
| WRB/PO.30.B1 | 152M9909-00103 | 400 | 301 | 800 |
| WRB/PO.40.B1 | 152M9909-00104 | 400 | 401 | 800 |
| WRB/PO.60.B1A1 | 152M9909-00105 | 400 | 603 | 800 |
| WRB/PO.80.B1A1 | 152M9909-00106 | 400 | 803 | 800 |
| WRB/PO.90.B1A2 | 152M9909-00107 | 400 | 905 | 800 |
| WRB/PO.120.B1A3 | 152M9909-00108 | 400 | 1207 | 800 |
| WRB/PO.120.B1A2 | 152M9909-00109 | 400 | 1205 | 800 |

WALL MOUNT RACKS

FEATURES

- » Metal Frame
- » Varnished Hornbeam Slats
- » Wall Fixing Bracket [Fixing Kit is Not Included]
- » Packaging: Flatpack in Corrugated Carton

OPTIONAL

- » Plastic Slat

WALL MOUNT BENCHES

FEATURES

- » Metal Frame
- » Varnished Hornbeam Slats
- » Wall Fixing Bracket [Fixing Kit is Not Included]
- » Legs with Floor Fixing Part [Fixing Kit is Not Included]
- » Packaging: Flatpack in Corrugated Carton

OPTIONAL

- » Plastic Slat

SEPARATE BENCHES

FEATURES

- » Metal Frame
- » Varnished Hornbeam Slats
- » Legs with Floor Fixing Part [Fixing Kit is Not Included]
- » Packaging: Flatpack in Corrugated Carton

OPTIONAL

- » Plastic Slat
- » Shoe Grill

STACKABLE BENCHES


FEATURES

- » Metal Frame
- » Varnished Hornbeam Slats
- » Packaging: Stacked on Pallet

OPTIONAL

- » Plastic Slat

STANDARD METAL COLORS FOR THIS RANGE



STANDARD PLASTIC COLORS FOR THIS RANGE



- » Non-standard colors are available with price difference (extra charge)
- » Production codes are referring items completely in color Grey 7035



Flatpack




Powder Coated



Cleaning



Warranty



| WALL MOUNT RACK | | | | |
|-----------------|-----------------|--------|-------|-------|
| | | | | |
| catalogue code | production code | height | width | depth |
| WMR/WS.100 | 152M9702-00001 | 250 | 1000 | 300 |
| WMR/WS.120 | 152M9702-00002 | 250 | 1200 | 300 |
| WMR/WS.140 | 152M9702-00003 | 250 | 1400 | 300 |



| WALL MOUNT BENCH | | | | |
|------------------|-----------------|--------|-------|-------|
| | | | | |
| catalogue code | production code | height | width | depth |
| WMB.4010030 | 152M0401-00001 | 400 | 1000 | 300 |
| WMB.4012030 | 152M0401-00002 | 400 | 1200 | 300 |
| WMB.4014030 | 152M0401-00003 | 400 | 1400 | 300 |



SEPARATE BENCH



| SRB.40 | 152M0401-00004 | 400 | 400 | 400 |
|---------|----------------|-----|------|-----|
| SRB.60 | 152M0401-00005 | 400 | 600 | 400 |
| SRB.80 | 152M0401-00006 | 400 | 800 | 400 |
| SRB.90 | 152M0401-00007 | 400 | 900 | 400 |
| SRB.100 | 152M0401-00008 | 400 | 1000 | 400 |
| SRB.120 | 152M0401-00009 | 400 | 1200 | 400 |
| SRB.150 | 152M0401-00010 | 400 | 1500 | 400 |
| SRB.160 | 152M0401-00011 | 400 | 1600 | 400 |
| SRB.200 | 152M0401-00012 | 400 | 2000 | 400 |
| SRB.200 | 152M0401-00012 | 400 | 2000 | 400 |



STACKABLE BENCH



| catalogue code | production code | height | width | depth |
|----------------|-----------------|--------|-------|-------|
| STB.120 | 152M0401-00018 | 450 | 1200 | 430 |
| STB.160 | 152M0401-00019 | 450 | 1600 | 430 |
| STB.200 | 152M0401-00020 | 450 | 2000 | 430 |

SEPARATE BENCH WITH BACK REST



| catalogue code | production code | height | width | depth |
|----------------|-----------------|-------------|-------|-------|
| SRB/R.100 | 152M0401-00013 | 400-900(th) | 1000 | 400 |
| SRB/R.120 | 152M0401-00014 | 400-900(th) | 1200 | 400 |
| SRB/R.150 | 152M0401-00015 | 400-900(th) | 1500 | 400 |
| SRB/R.160 | 152M0401-00016 | 400-900(th) | 1600 | 400 |
| SRB/R.200 | 152M0401-00017 | 400-900(th) | 2000 | 400 |

DETAIL



FLOOR FIXING

OPTIONAL



PLASTIC SLAT


FEATURES

- » Metal Frame
- » Varnished Hornbeam Slats
- » Single and Double Sided Bench Units
- » Legs with Floor Fixing Part [Fixing Kit is Not Included]
- » Packaging: Flatpack in Corrugated Carton

OPTIONAL

- » Plastic Slat

STANDARD METAL COLORS FOR THIS RANGE



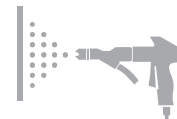
STANDARD PLASTIC COLORS FOR THIS RANGE



- » Non-standard colors are available with price difference (extra charge)
- » Production codes are referring items completely in color Grey 7035



Flatpack



Powder Coated



Cleaning



Warranty



SINGLE SIDED BENCH UNITS

| view | | | | | | |
|----------------|-----------------|--------------------|-------------|------------------|-------|-------|
| catalogue code | production code | model | no of hooks | height | width | depth |
| SBU/BG.120 | 152M0401-00021 | only bottom grill | 4 | 400(sh)-1825(th) | 1200 | 400 |
| SBU/BG.160 | 152M0401-00022 | only bottom grill | 6 | 400(sh)-1825(th) | 1600 | 400 |
| SBU/BG.200 | 152M0401-00023 | only bottom grill | 8 | 400(sh)-1825(th) | 2000 | 400 |
| SBU/TBG.120 | 152M0401-00024 | top & bottom grill | 4 | 400(sh)-1890(th) | 1200 | 400 |
| SBU/TBG.160 | 152M0401-00025 | top & bottom grill | 6 | 400(sh)-1890(th) | 1600 | 400 |
| SBU/TBG.200 | 152M0401-00026 | top & bottom grill | 8 | 400(sh)-1890(th) | 2000 | 400 |

DOUBLE SIDED BENCH UNITS

| view | | | | | | |
|----------------|-----------------|--------------------|-------------|------------------|-------|-------|
| catalogue code | production code | model | no of hooks | height | width | depth |
| DBU/BG.120 | 152M0401-00027 | only bottom grill | 4+4 | 400(sh)-1825(th) | 1200 | 770 |
| DBU/BG.160 | 152M0401-00028 | only bottom grill | 6+6 | 400(sh)-1825(th) | 1600 | 770 |
| DBU/BG.200 | 152M0401-00029 | only bottom grill | 8+8 | 400(sh)-1825(th) | 2000 | 770 |
| DBU/TBG.120 | 152M0401-00030 | top & bottom grill | 4+4 | 400(sh)-1890(th) | 1200 | 770 |
| DBU/TBG.160 | 152M0401-00031 | top & bottom grill | 6+6 | 400(sh)-1890(th) | 1600 | 770 |
| DBU/TBG.200 | 152M0401-00032 | top & bottom grill | 8+8 | 400(sh)-1890(th) | 2000 | 770 |


FEATURES

- » Durable Welded Metal Construction
- » Electrostatic Powder Coating
- » Wall Mounting Holes on Rear Top
- » Upper Shelf for Helmet
- » Coat Rail with Hook in Each Section
- » Reinforced Doors with Concealed Hinges and Anti-Noise Plastic Buffers
- » Louvered Doors for Air Circulation
- » Envelope Case and 2 Hooks on Doors
- » 2.000 Differs Round Head Camlock with 2 Keys
- » Key Duplicate Support
- » Masterkey Support
- » Packaging: Nylon Bag + Corrugated Carton

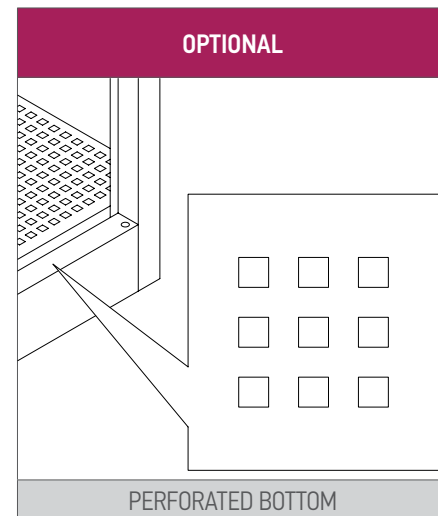
OPTIONAL

- » Bolting Holes on Sides to Connect Cupboards [Fixing Kit is Not Included]
- » Wheel Combination Lock
- » 2.000 Differs 3 Point Round Head Camlock with 2 Keys
- » Latchlock
- » Flush Latchlock
- » 3 Point Latchlock
- » Perforated Bottom
- » 200 mm Sloping Roof [Fixing by Bolt]
- » 100 mm Base [Fixing by Bolt]
- » 100 mm Feet [Welded or Fixing by Bolt on Request]
- » 100 mm Framed Feet [Fixing by Bolt]

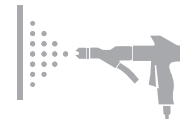
STANDARD COLORS FOR THIS RANGE



- » Non-standard colors are available with price difference (extra charge)
- » Production codes are referring items completely in color Grey 7035



Monoblock



Powder Coated



Key Lock



Aeration



Cleaning



Warranty



| STANDARD MODEL | | | |
|-----------------|----------------|----------------|----------------|
| view | | | |
| catalogue code | FRM.1 | FRM.2 | FRM.3 |
| production code | 152M0603-00001 | 152M0603-00002 | 152M0603-00003 |
| no of door | 1 | 2 | 3 |
| door type | right hand | right hand | right hand |
| ventilation | louvered | louvered | louvered |
| height (mm) | 1950 | 1950 | 1950 |
| width (mm) | 500 | 970 | 1440 |
| depth (mm) | 550 | 550 | 550 |

SLOPING ROOF



| catalogue code | production code | height | width | depth |
|----------------|-----------------|--------|-------|-------|
| SR/20.50.55 | 152M9909-00122 | 200 | 500 | 550 |
| SR/20.97.55 | 152M9909-00123 | 200 | 970 | 550 |
| SR/20.144.55 | 152M9909-00124 | 200 | 1440 | 550 |

BASE



| catalogue code | production code | height | width | depth |
|----------------|-----------------|--------|-------|-------|
| FBS/10.50.55 | 152M9909-00125 | 100 | 500 | 550 |
| FBS/10.97.55 | 152M9909-00126 | 100 | 970 | 550 |
| FBS/10.144.55 | 152M9909-00127 | 100 | 1440 | 550 |

FRAMED FEET



| catalogue code | production code | height | width | depth |
|----------------|-----------------|--------|-------|-------|
| FRF/10.50.55 | 152M9909-00128 | 100 | 500 | 550 |
| FRF/10.97.55 | 152M9909-00129 | 100 | 970 | 550 |
| FRF/10.144.55 | 152M9909-00130 | 100 | 1440 | 550 |

FEET SET OF 4 - STANDARD

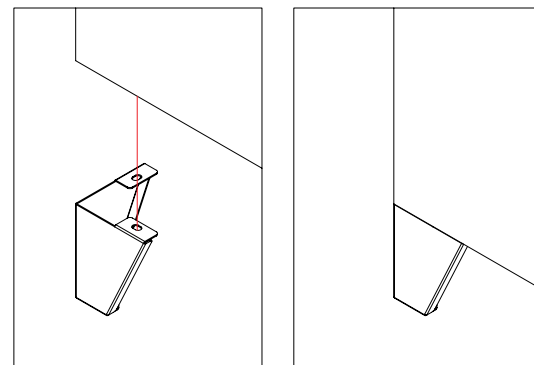


| catalogue code | production code | height |
|----------------|-----------------|--------|
| FS4.H10/WM | 152M9909-00023 | 100 |

FEET SET OF 4 - WITH LEVELLER



| catalogue code | production code | height |
|----------------|-----------------|--------|
| FS4L.H10/WM | 152M9909-00024 | 100 |



BENCH - STANDARD



| catalogue code | production code | height | width | depth |
|----------------|-----------------|--------|-------|-------|
| FRB.50 | 152M9909-00131 | 400 | 500 | 850 |
| FRB.97 | 152M9909-00132 | 400 | 970 | 850 |
| FRB.144 | 152M9909-00133 | 400 | 1440 | 850 |

BENCH WITH SHOE GRILL



| catalogue code | production code | height | width | depth |
|----------------|-----------------|--------|-------|-------|
| FRB/SG.50 | 152M9909-00134 | 400 | 500 | 850 |
| FRB/SG.97 | 152M9909-00135 | 400 | 970 | 850 |
| FRB/SG.144 | 152M9909-00136 | 400 | 1440 | 850 |

BENCH WITH PULL OUT SEAT



| catalogue code | production code | height | width | depth |
|----------------|-----------------|--------|-------|-------|
| FRB/PO.50 | 152M9909-00137 | 400 | 500 | 850 |
| FRB/PO.97 | 152M9909-00138 | 400 | 970 | 850 |
| FRB/PO.144 | 152M9909-00139 | 400 | 1440 | 850 |

FEATURES


- » Durable Welded Metal Construction
- » Electrostatic Powder Coating
- » Wall Mounting Holes on Rear Top
- » Bolting Holes on Sides to Connect Cupboards and Vestuary Sets [Fixing Kit is Not Included]
- » Top & Bottom Compartments
- » Open & Small Top Door & Big Bottom Door Models
- » Coat Rail with Hook & Welded Side Hook in Big Bottom Compartment
- » Helmet Holder for Top
- » Reinforced Doors with Concealed Hinges and Anti-Noise Plastic Buffers
- » Envelope Hole on Small Top Door
- » Louvered Ventilation on Big Bottom Doors for Air Circulation
- » 2.000 Differs Round Head Camlock with 2 Keys
- » Key Duplicate Support
- » Masterkey Support
- » Packaging: Nylon Bag + Corrugated Carton

OPTIONAL

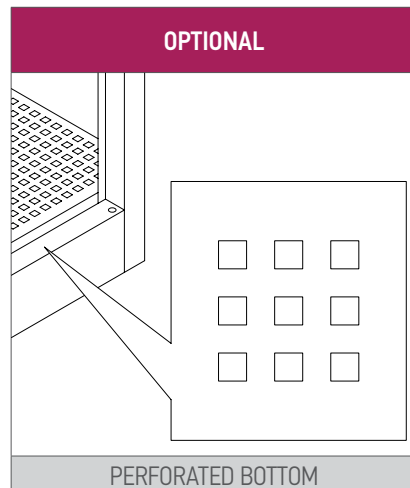
- » Vestuary Sets
- » Wheel Combination Lock
- » 2.000 Differs 3 Point Round Head Camlock with 2 Keys
- » Latchlock
- » Flush Latchlock
- » 3 Point Latchlock
- » 200 mm Sloping Roof [Fixing by Bolt]
- » 100 mm Base [Fixing by Bolt]
- » 100 mm Feet [Welded or Fixing by Bolt on Request]
- » 100 mm Framed Feet [Fixing by Bolt]



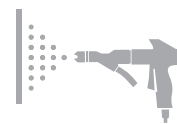
STANDARD COLORS FOR THIS RANGE



- » Non-standard colors are available with price difference (extra charge)
- » Production codes are referring items completely in color Grey 7035



Monoblock



Powder Coated



Key Lock



Aeration



Cleaning



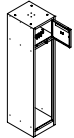
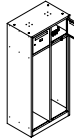
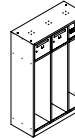
Warranty



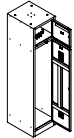
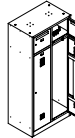

| OPEN MODEL - NO DOOR | | | |
|----------------------|----------------|----------------|----------------|
| view | | | |
| catalogue code | FM0/1.1840 | FM0/2.1880 | FM0/3.1812 |
| production code | 152M0603-00004 | 152M0603-00005 | 152M0603-00006 |
| no of door | n/a | n/a | n/a |
| door type | right hand | right hand | right hand |
| ventilation | n/a | n/a | n/a |
| height (mm) | 1800 | 1800 | 1800 |
| width (mm) | 415 | 800 | 1185 |
| depth (mm) | 500 | 500 | 500 |



OPEN MODEL - SMALL DOOR

| view |  |  |  |
|-----------------|---|---|---|
| catalogue code | FMO/SD/1.1840 | FMO/SD/2.1880 | FMO/SD/3.1812 |
| production code | 152M0603-00007 | 152M0603-00008 | 152M0603-00009 |
| no of door | 1S | 2S | 3S |
| door type | right hand | right hand | right hand |
| ventilation | n/a | n/a | n/a |
| height (mm) | 1800 | 1800 | 1800 |
| width (mm) | 415 | 800 | 1185 |
| depth (mm) | 500 | 500 | 500 |

OPEN MODEL - SMALL DOOR + BIG DOOR

| view |  |  |  |
|-----------------|---|---|---|
| catalogue code | FMO/SBD/1.1840 | FMO/SBD/2.1880 | FMO/SBD/3.1812 |
| production code | 152M0603-00010 | 152M0603-00011 | 152M0603-00012 |
| no of door | 1S+1B | 2S+2B | 3S+3B |
| door type | right hand | right hand | right hand |
| ventilation | louvered | louvered | louvered |
| height (mm) | 1800 | 1800 | 1800 |
| width (mm) | 415 | 800 | 1185 |
| depth (mm) | 500 | 500 | 500 |

SLOPING ROOF



| catalogue code | production code | height | width | depth |
|----------------|-----------------|--------|-------|-------|
| WRR.40 | 152M9909-00046 | 200 | 415 | 500 |
| WRR.80 | 152M9909-00047 | 200 | 800 | 500 |
| WRR.120 | 152M9909-00048 | 200 | 1185 | 500 |

BASE



| catalogue code | production code | height | width | depth |
|----------------|-----------------|--------|-------|-------|
| WBS.40 | 152M9909-00049 | 100 | 415 | 500 |
| WBS.80 | 152M9909-00050 | 100 | 800 | 500 |
| WBS.120 | 152M9909-00051 | 100 | 1185 | 500 |

FRAMED FEET



| catalogue code | production code | height | width | depth |
|----------------|-----------------|--------|-------|-------|
| WRF.40 | 152M9909-00052 | 100 | 415 | 500 |
| WRF.80 | 152M9909-00053 | 100 | 800 | 500 |
| WRF.120 | 152M9909-00054 | 100 | 1185 | 500 |

FEET SET OF 4 - STANDARD

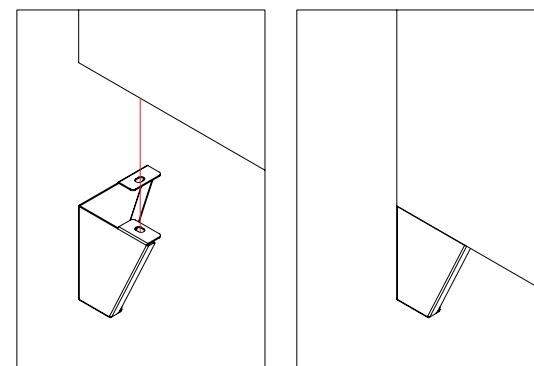


| catalogue code | production code | height |
|----------------|-----------------|--------|
| FS4.H10/WM | 152M9909-00023 | 100 |

FEET SET OF 4 - WITH LEVELLER



| catalogue code | production code | height |
|----------------|-----------------|--------|
| FS4L.H10/WM | 152M9909-00024 | 100 |



BENCH - STANDARD



| catalogue code | production code | height | width | depth |
|----------------|-----------------|--------|-------|-------|
| WRB.40 | 152M9909-00055 | 400 | 415 | 800 |
| WRB.80 | 152M9909-00056 | 400 | 800 | 800 |
| WRB.120 | 152M9909-00057 | 400 | 1185 | 800 |

BENCH WITH SHOE GRILL



| catalogue code | production code | height | width | depth |
|----------------|-----------------|--------|-------|-------|
| WRB/SG.40 | 152M9909-00058 | 400 | 415 | 800 |
| WRB/SG.80 | 152M9909-00059 | 400 | 800 | 800 |
| WRB/SG.120 | 152M9909-00060 | 400 | 1185 | 800 |

BENCH WITH PULL OUT SEAT



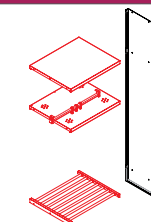
| catalogue code | production code | height | width | depth |
|----------------|-----------------|--------|-------|-------|
| WRB/PO.40 | 152M9909-00061 | 400 | 415 | 800 |
| WRB/PO.80 | 152M9909-00062 | 400 | 800 | 800 |
| WRB/PO.120 | 152M9909-00063 | 400 | 1185 | 800 |

HELMET HOLDER



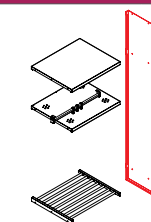
| catalogue code | production code | height | dome diameter |
|----------------|-----------------|--------|---------------|
| HHO/FMO | 152M9909-00140 | 300 | ø 100 |

VESTIARY SHELF SET



| catalogue code | production code | width | depth |
|----------------|-----------------|-------|-------|
| VST.6050 | 152M9909-00141 | 600 | 500 |
| VST.8050 | 152M9909-00142 | 800 | 500 |
| VST.10050 | 152M9909-00143 | 1000 | 500 |
| VST.12050 | 152M9909-00144 | 1200 | 500 |

VESTIARY SIDE



| catalogue code | production code | height | depth |
|----------------|-----------------|--------|-------|
| VSS.18050 | 152M9909-00145 | 1800 | 500 |


FEATURES

- » Heavy Duty Welded Metal Construction
- » Electrostatic Powder Coating
- » Wall Mounting Holes on Rear Top
- » Handgun Case with Lock on Top Shelf
- » Coat Rail with Hook in Each Section
- » Small Shelves for Storage of Various Police Tools
- » Mirror & Sunglasses-Handcuffs Cases & Baton Holder on Doors
- » Round Perforated Doors for Air Circulation
- » Anti-Noise Plastic Buffers on Doors
- » Stamped Label Holder on Doors
- » 1.000 Differs 3 Point Flush Handle Lock with 2 Keys
- » Key Duplicate Support
- » Masterkey Support
- » Packaging: Nylon Bag + Corrugated Carton

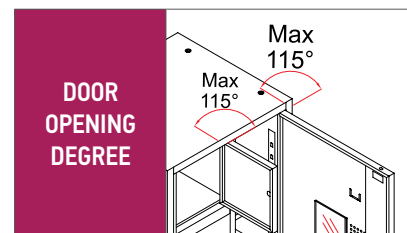
OPTIONAL

- » Bolting Holes on Sides to Connect Cupboards [Fixing Kit is Not Included]
- » 200 mm Sloping Roof [Fixing by Bolt]
- » 100 mm Base [Fixing by Bolt]
- » 100 mm Feet [Welded or Fixing by Bolt on Request]
- » 100 mm Framed Feet [Fixing by Bolt]
- » 400 mm Bench Models [Fixing by Bolt]

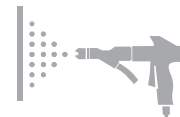
STANDARD COLORS FOR THIS RANGE



- » Non-standard colors are available with price difference (extra charge)
- » Production codes are referring items in color White 9003 with Blue 5010 doors



Monoblock



Powder Coated



Key Lock



Aeration



Cleaning



Warranty



| view | | |
|-----------------|------------------|------------------|
| catalogue code | PLC.1 | PLC.2 |
| production code | 152M0605-00001 | 152M0605-00002 |
| no of door | 1 | 2 |
| door type | right hand | right hand |
| ventilation | round perforated | round perforated |
| height (mm) | 1800 | 1800 |
| width (mm) | 600 | 1170 |
| depth (mm) | 550 | 550 |

SLOPING ROOF



| catalogue code | production code | height | width | depth |
|----------------|-----------------|--------|-------|-------|
| SR/20.60.55 | 152M9909-00146 | 200 | 600 | 550 |
| SR/20.117.55 | 152M9909-00147 | 200 | 1170 | 550 |

BASE



| catalogue code | production code | height | width | depth |
|----------------|-----------------|--------|-------|-------|
| PBS/10.60.55 | 152M9909-00148 | 100 | 600 | 550 |
| PBS/10.117.55 | 152M9909-00149 | 100 | 1170 | 550 |

FRAMED FEET



| catalogue code | production code | height | width | depth |
|----------------|-----------------|--------|-------|-------|
| FRF/10.60.55 | 152M9909-00150 | 100 | 600 | 550 |
| FRF/10.117.55 | 152M9909-00151 | 100 | 1170 | 550 |

FEET SET OF 4 - STANDARD

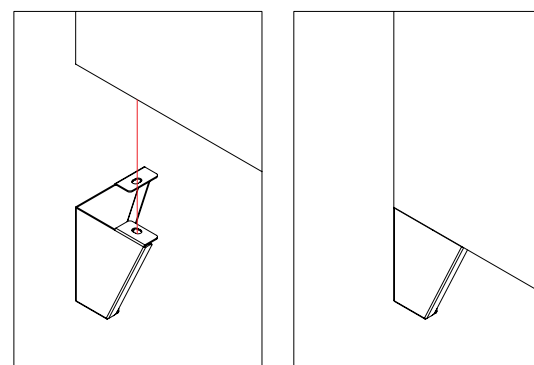


| catalogue code | production code | height |
|----------------|-----------------|--------|
| FS4.H10/WM | 152M9909-00023 | 100 |

FEET SET OF 4 - WITH LEVELLER



| catalogue code | production code | height |
|----------------|-----------------|--------|
| FS4L.H10/WM | 152M9909-00024 | 100 |



BENCH - STANDARD



| catalogue code | production code | height | width | depth |
|----------------|-----------------|--------|-------|-------|
| PLB.60 | 152M9909-00152 | 400 | 600 | 850 |
| PLB.117 | 152M9909-00153 | 400 | 1170 | 850 |

BENCH WITH SHOE GRILL



| catalogue code | production code | height | width | depth |
|----------------|-----------------|--------|-------|-------|
| PLB/SG.60 | 152M9909-00154 | 400 | 600 | 850 |
| PLB/SG.117 | 152M9909-00155 | 400 | 1170 | 850 |

BENCH WITH PULL OUT SEAT




| catalogue code | production code | height | width | depth |
|----------------|-----------------|--------|-------|-------|
| PLB/PO.60 | 152M9909-00156 | 400 | 600 | 850 |
| PLB/PO.117 | 152M9909-00157 | 400 | 1170 | 850 |

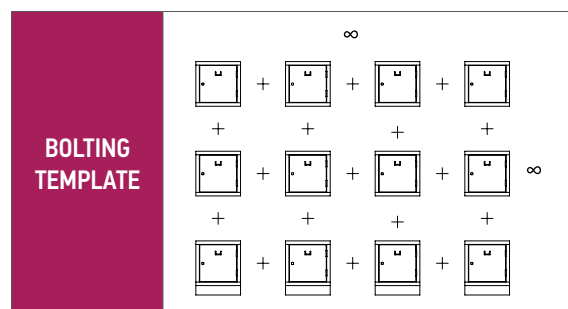
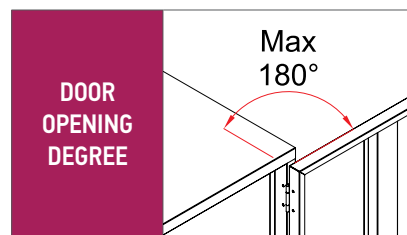
FEATURES

- » Durable Welded Metal Construction
- » Electrostatic Powder Coating
- » Can be Multiple by Bolting Together Side by Side or on Each Other
- » Reinforced Doors with Semi-Concealed Hinges and Anti-Noise Plastic Buffers
- » Stamped Label Holder on Doors
- » 80 mm Base *
- » 2.000 Differs Round Head Camlock with 2 Keys
- » Key Duplicate Support
- » Masterkey Support
- » Packaging: Nylon Bag + Corrugated Carton
- * **Should be Ordered Separately as per Column**

STANDARD COLORS FOR THIS RANGE

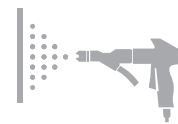


» Non-standard colors are available with price difference (extra charge)
 » Production codes are referring items completely in color Grey 7035



OPTIONAL

- » Coin Lock
- » Keypad Combination Lock
- » Wheel Combination Lock
- » Latchlock
- » Flush Latchlock



| view | | | | | | |
|-----------------|----------------|----------------|----------------|----------------|----------------|----------------|
| catalogue code | CBL.30 | CBL.38 | CBL.45 | BS/CBL.30 | BS/CBL.38 | BS/CBL.45 |
| production code | 152M0602-00001 | 152M0602-00002 | 152M0602-00003 | 152M9909-00158 | 152M9909-00159 | 152M9909-00160 |
| item | cube locker | cube locker | cube locker | base | base | base |
| height (mm) | 305 | 380 | 450 | 80 | 80 | 80 |
| width (mm) | 305 | 380 | 450 | 305 | 380 | 450 |
| depth (mm) | 305 | 380 | 450 | 295 | 370 | 440 |


FEATURES

- » Durable Welded Metal Construction
- » Electrostatic Powder Coating
- » Wall Mounting Holes on Rear Top
- » 3/4/5 Doors Models
- » Reinforced Doors with Anti-Noise Plastic Buffers
- » Concealed Full Length Bar Hinge
- » Stamped Label Holder on Doors
- » 2.000 Differs Round Head Camlock with 2 Keys
- » Key Duplicate Support
- » Masterkey Support
- » Packaging: Nylon Bag + Corrugated Carton

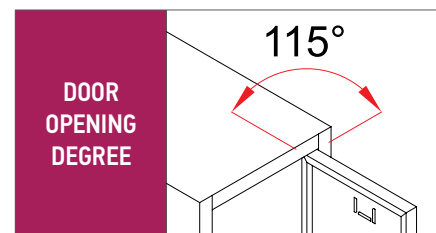
OPTIONAL

- » Bolting Holes on Sides to Connect Cupboards [Fixing Kit is Not Included]
- » Envelope Hole on Doors
- » Coin Lock
- » Keypad Combination Lock
- » Wheel Combination Lock
- » Latchlock
- » Flush Latchlock
- » 200 mm Sloping Roof [Fixing by Bolt]
- » 100 mm Base [Fixing by Bolt]
- » 100 mm Feet [Welded or Fixing by Bolt on Request]
- » 100 mm Framed Feet [Fixing by Bolt]

STANDARD COLORS FOR THIS RANGE



- » Non-standard colors are available with price difference (extra charge)
- » Production codes are referring items completely in color Grey 7035



Monoblock



Powder Coated



Key Lock



Cleaning




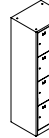

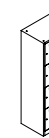
Warranty







| 1/3 SERIES | | | | |
|-----------------|----------------|----------------|----------------|----------------|
| view | | | | |
| catalogue code | MCL.3(1.3).30 | MCL.6(2.3).30 | MCL.9(3.3).30 | MCL.12(4.3).30 |
| production code | 152M0602-00004 | 152M0602-00005 | 152M0602-00006 | 152M0602-00007 |
| no of door | 3 | 6 | 9 | 12 |
| height (mm) | 1800 | 1800 | 1800 | 1800 |
| width (mm) | 315 | 600 | 885 | 1170 |
| depth (mm) | 500 | 500 | 500 | 500 |



1/4 SERIES

| view |  |  |  |  |
|-----------------|---|---|--|---|
| catalogue code | MCL.4(1.4).30 | MCL.8(2.4).30 | MCL.12(3.4).30 | MCL.16(4.4).30 |
| production code | 152M0602-00008 | 152M0602-00009 | 152M0602-00010 | 152M0602-00011 |
| no of door | 4 | 8 | 12 | 16 |
| height (mm) | 1800 | 1800 | 1800 | 1800 |
| width (mm) | 315 | 600 | 885 | 1170 |
| depth (mm) | 500 | 500 | 500 | 500 |


1/5 SERIES

| view |  |  |  |  |
|-----------------|---|---|---|---|
| catalogue code | MCL.5(1.5).30 | MCL.10(2.5).30 | MCL.15(3.5).30 | MCL.20(4.5).30 |
| production code | 152M0602-00012 | 152M0602-00013 | 152M0602-00014 | 152M0602-00015 |
| no of door | 5 | 10 | 15 | 20 |
| height (mm) | 1800 | 1800 | 1800 | 1800 |
| width (mm) | 315 | 600 | 885 | 1170 |
| depth (mm) | 500 | 500 | 500 | 500 |

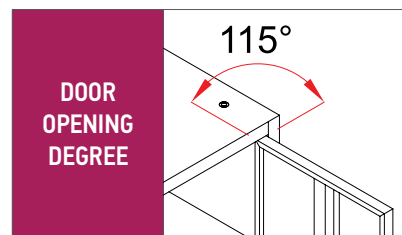
FEATURES

- » Durable Welded Metal Construction
- » Electrostatic Powder Coating
- » Wall Mounting Holes on Rear Top
- » 3/4/5 Doors Models
- » Reinforced Doors with Anti-Noise Plastic Buffers
- » Concealed Full Length Bar Hinge
- » Stamped Label Holder on Doors
- » 2.000 Differs Round Head Camlock with 2 Keys
- » Key Duplicate Support
- » Masterkey Support
- » Packaging: Nylon Bag + Corrugated Carton

STANDARD COLORS FOR THIS RANGE



- » Non-standard colors are available with price difference (extra charge)
- » Production codes are referring items completely in color Grey 7035



OPTIONAL

- » Bolting Holes on Sides to Connect Cupboards [Fixing Kit is Not Included]
- » Envelope Hole on Doors
- » Coin Lock
- » Keypad Combination Lock
- » Wheel Combination Lock
- » Latchlock
- » Flush Latchlock
- » 200 mm Sloping Roof [Fixing by Bolt]
- » 100 mm Base [Fixing by Bolt]
- » 100 mm Feet [Welded or Fixing by Bolt on Request]
- » 100 mm Framed Feet [Fixing by Bolt]



Key Lock



Cleaning



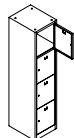
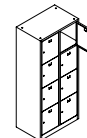
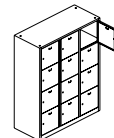
Warranty



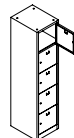
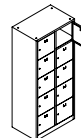
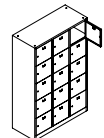
| 1/3 SERIES | | | |
|-----------------|----------------|----------------|----------------|
| view | | | |
| catalogue code | MCL.3(1.3).40 | MCL.6(2.3).40 | MCL.9(3.3).40 |
| production code | 152M0602-00016 | 152M0602-00017 | 152M0602-00018 |
| no of door | 3 | 6 | 9 |
| height (mm) | 1800 | 1800 | 1800 |
| width (mm) | 415 | 800 | 1185 |
| depth (mm) | 500 | 500 | 500 |



1/4 SERIES

| view |  |  |  |
|-----------------|---|---|---|
| catalogue code | MCL.4(1.4).40 | MCL.8(2.4).40 | MCL.12(3.4).40 |
| production code | 152M0602-00019 | 152M0602-00020 | 152M0602-00021 |
| no of door | 4 | 8 | 12 |
| height (mm) | 1800 | 1800 | 1800 |
| width (mm) | 415 | 800 | 1185 |
| depth (mm) | 500 | 500 | 500 |

1/5 SERIES

| view |  |  |  |
|-----------------|---|---|---|
| catalogue code | MCL.5(1.5).40 | MCL.10(2.5).40 | MCL.15(3.5).40 |
| production code | 152M0602-00022 | 152M0602-00023 | 152M0602-00024 |
| no of door | 5 | 10 | 15 |
| height (mm) | 1800 | 1800 | 1800 |
| width (mm) | 415 | 800 | 1185 |
| depth (mm) | 500 | 500 | 500 |


FEATURES

- » Durable Welded Metal Construction
- » Electrostatic Powder Coating
- » Wall Mounting Holes on Rear Top
- » 3/4/5 Doors Models
- » Framed Plexiglass Doors with Anti-Noise Plastic Buffers
- » Concealed Full Length Bar Hinge
- » 2.000 Differs Round Head Camlock with 2 Keys
- » Key Duplicate Support
- » Masterkey Support
- » Packaging: Nylon Bag + Corrugated Carton

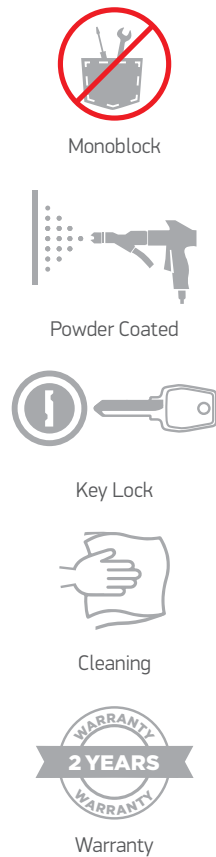
OPTIONAL

- » Bolting Holes on Sides to Connect Cupboards [Fixing Kit is Not Included]
- » Coin Lock
- » Keypad Combination Lock
- » Wheel Combination Lock
- » Latchlock
- » Flush Latchlock
- » 200 mm Sloping Roof [Fixing by Bolt]
- » 100 mm Base [Fixing by Bolt]
- » 100 mm Feet [Welded or Fixing by Bolt on Request]
- » 100 mm Framed Feet [Fixing by Bolt]

STANDARD COLORS FOR THIS RANGE



- » Non-standard colors are available with price difference (extra charge)
- » Production codes are referring items completely in color Grey 7035



| 1/3 SERIES | | | | |
|------------------------|------------------|------------------|------------------|-------------------|
| view | | | | |
| catalogue code | MCL/VD.3(1.3).30 | MCL/VD.6(2.3).30 | MCL/VD.9(3.3).30 | MCL/VD.12(4.3).30 |
| production code | 152M0602-00025 | 152M0602-00026 | 152M0602-00027 | 152M0602-00028 |
| no of door | 3 | 6 | 9 | 12 |
| height (mm) | 1800 | 1800 | 1800 | 1800 |
| width (mm) | 315 | 600 | 885 | 1170 |
| depth (mm) | 500 | 500 | 500 | 500 |

| 1/4 SERIES | | | | |
|------------------------|------------------|------------------|-------------------|-------------------|
| view | | | | |
| catalogue code | MCL/VD.4(1.4).30 | MCL/VD.8(2.4).30 | MCL/VD.12(3.4).30 | MCL/VD.16(4.4).30 |
| production code | 152M0602-00029 | 152M0602-00030 | 152M0602-00031 | 152M0602-00032 |
| no of door | 4 | 8 | 12 | 16 |
| height (mm) | 1800 | 1800 | 1800 | 1800 |
| width (mm) | 315 | 600 | 885 | 1170 |
| depth (mm) | 500 | 500 | 500 | 500 |

| 1/5 SERIES | | | | |
|------------------------|------------------|-------------------|-------------------|-------------------|
| view | | | | |
| catalogue code | MCL/VD.5(1.5).30 | MCL/VD.10(2.5).30 | MCL/VD.15(3.5).30 | MCL/VD.20(4.5).30 |
| production code | 152M0602-00033 | 152M0602-00034 | 152M0602-00035 | 152M0602-00036 |
| no of door | 5 | 10 | 15 | 20 |
| height (mm) | 1800 | 1800 | 1800 | 1800 |
| width (mm) | 315 | 600 | 885 | 1170 |
| depth (mm) | 500 | 500 | 500 | 500 |


FEATURES

- » Durable Welded Metal Construction
- » Electrostatic Powder Coating
- » Wall Mounting Holes on Rear Top
- » 3/4/5 Doors Models
- » Framed Plexiglass Doors with Anti-Noise Plastic Buffers
- » Concealed Full Length Bar Hinge
- » 2.000 Differs Round Head Camlock with 2 Keys
- » Key Duplicate Support
- » Masterkey Support
- » Packaging: Nylon Bag + Corrugated Carton

OPTIONAL

- » Bolting Holes on Sides to Connect Cupboards [Fixing Kit is Not Included]
- » Coin Lock
- » Keypad Combination Lock
- » Wheel Combination Lock
- » Latchlock
- » Flush Latchlock
- » 200 mm Sloping Roof [Fixing by Bolt]
- » 100 mm Base [Fixing by Bolt]
- » 100 mm Feet [Welded or Fixing by Bolt on Request]
- » 100 mm Framed Feet [Fixing by Bolt]

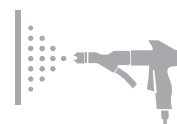
STANDARD COLORS FOR THIS RANGE



- » Non-standard colors are available with price difference (extra charge)
- » Production codes are referring items completely in color Grey 7035



Monoblock



Powder Coated



Key Lock

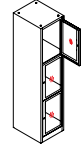
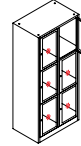
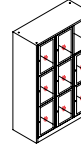


Cleaning

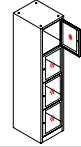
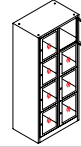
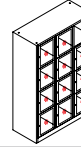


Warranty

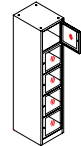
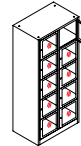
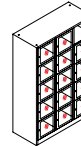
1/3 SERIES

| view |  |  |  |
|-----------------|---|---|---|
| catalogue code | MCL/VD.3(1.3).40 | MCL/VD.6(2.3).40 | MCL/VD.9(3.3).40 |
| production code | 152M0602-00037 | 152M0602-00038 | 152M0602-00039 |
| no of door | 3 | 6 | 9 |
| height (mm) | 1800 | 1800 | 1800 |
| width (mm) | 415 | 800 | 1185 |
| depth (mm) | 500 | 500 | 500 |

1/4 SERIES

| view |  |  |  |
|-----------------|---|---|---|
| catalogue code | MCL/VD.4(1.4).40 | MCL/VD.8(2.4).40 | MCL/VD.12(3.4).40 |
| production code | 152M0602-00040 | 152M0602-00041 | 152M0602-00042 |
| no of door | 4 | 8 | 12 |
| height (mm) | 1800 | 1800 | 1800 |
| width (mm) | 415 | 800 | 1185 |
| depth (mm) | 500 | 500 | 500 |

1/5 SERIES

| view |  |  |  |
|-----------------|---|---|---|
| catalogue code | MCL/VD.5(1.5).40 | MCL/VD.10(2.5).40 | MCL/VD.15(3.5).40 |
| production code | 152M0602-00043 | 152M0602-00044 | 152M0602-00045 |
| no of door | 5 | 10 | 15 |
| height (mm) | 1800 | 1800 | 1800 |
| width (mm) | 415 | 800 | 1185 |
| depth (mm) | 500 | 500 | 500 |

SLOPING ROOF



| catalogue code | production code | height | width | depth |
|----------------|-----------------|--------|-------|-------|
| WRR.30 | 152M9909-00011 | 200 | 315 | 500 |
| WRR.40 | 152M9909-00046 | 200 | 415 | 500 |
| WRR.60 | 152M9909-00012 | 200 | 600 | 500 |
| WRR.80 | 152M9909-00047 | 200 | 800 | 500 |
| WRR.90 | 152M9909-00013 | 200 | 885 | 500 |
| WRR.117 | 152M9909-00014 | 200 | 1170 | 500 |
| WRR.120 | 152M9909-00048 | 200 | 1185 | 500 |

BASE



| catalogue code | production code | height | width | depth |
|----------------|-----------------|--------|-------|-------|
| WBS.30 | 152M9909-00015 | 100 | 315 | 500 |
| WBS.40 | 152M9909-00049 | 100 | 415 | 500 |
| WBS.60 | 152M9909-00016 | 100 | 600 | 500 |
| WBS.80 | 152M9909-00050 | 100 | 800 | 500 |
| WBS.90 | 152M9909-00017 | 100 | 885 | 500 |
| WBS.117 | 152M9909-00018 | 100 | 1170 | 500 |
| WBS.120 | 152M9909-00051 | 100 | 1185 | 500 |

FRAMED FEET



| catalogue code | production code | height | width | depth |
|----------------|-----------------|--------|-------|-------|
| WRF.30 | 152M9909-00019 | 100 | 315 | 500 |
| WRF.40 | 152M9909-00052 | 100 | 415 | 500 |
| WRF.60 | 152M9909-00020 | 100 | 600 | 500 |
| WRF.80 | 152M9909-00053 | 100 | 800 | 500 |
| WRF.90 | 152M9909-00021 | 100 | 885 | 500 |
| WRF.117 | 152M9909-00022 | 100 | 1170 | 500 |
| WRF.120 | 152M9909-00054 | 100 | 1185 | 500 |

FEET SET OF 4 - STANDARD

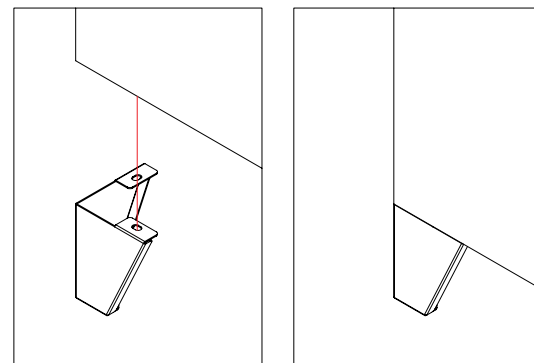


| catalogue code | production code | height |
|----------------|-----------------|--------|
| FS4.H10/WM | 152M9909-00023 | 100 |

FEET SET OF 4 - WITH LEVELLER



| catalogue code | production code | height |
|----------------|-----------------|--------|
| FS4L.H10/WM | 152M9909-00024 | 100 |



BENCH - STANDARD



| catalogue code | production code | height | width | depth |
|----------------|-----------------|--------|-------|-------|
| WRB.30 | 152M9909-00025 | 400 | 315 | 800 |
| WRB.40 | 152M9909-00055 | 400 | 415 | 800 |
| WRB.60 | 152M9909-00026 | 400 | 600 | 800 |
| WRB.80 | 152M9909-00056 | 400 | 800 | 800 |
| WRB.90 | 152M9909-00027 | 400 | 885 | 800 |
| WRB.117 | 152M9909-00028 | 400 | 1170 | 800 |
| WRB.120 | 152M9909-00057 | 400 | 1185 | 800 |

BENCH WITH SHOE GRILL



| catalogue code | production code | height | width | depth |
|----------------|-----------------|--------|-------|-------|
| WRB/SG.30 | 152M9909-00029 | 400 | 315 | 800 |
| WRB/SG.40 | 152M9909-00058 | 400 | 415 | 800 |
| WRB/SG.60 | 152M9909-00030 | 400 | 600 | 800 |
| WRB/SG.80 | 152M9909-00059 | 400 | 800 | 800 |
| WRB/SG.90 | 152M9909-00031 | 400 | 885 | 800 |
| WRB/SG.117 | 152M9909-00032 | 400 | 1170 | 800 |
| WRB/SG.120 | 152M9909-00060 | 400 | 1185 | 800 |

BENCH WITH PULL OUT SEAT



| catalogue code | production code | height | width | depth |
|----------------|-----------------|--------|-------|-------|
| WRB/PO.30 | 152M9909-00033 | 400 | 315 | 800 |
| WRB/PO.40 | 152M9909-00061 | 400 | 415 | 800 |
| WRB/PO.60 | 152M9909-00034 | 400 | 600 | 800 |
| WRB/PO.80 | 152M9909-00062 | 400 | 800 | 800 |
| WRB/PO.90 | 152M9909-00035 | 400 | 885 | 800 |
| WRB/PO.117 | 152M9909-00036 | 400 | 1170 | 800 |
| WRB/PO.120 | 152M9909-00063 | 400 | 1185 | 800 |


FEATURES

- » Durable Metal Construction
- » Electrostatic Powder Coating
- » Base and Adding Units
- » 3/4/5 Doors Models
- » Plinth Between Compartments
- » Reinforced Doors with Concealed Hinges and Anti-Noise Plastic Buffers
- » Stamped Label Holder on Doors
- » 2.000 Differs Round Head Camlock with 2 Keys
- » Key Duplicate Support
- » Masterkey Support
- » Packaging: Flatpack in Single Corrugated Carton on Pallet

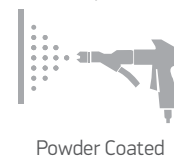
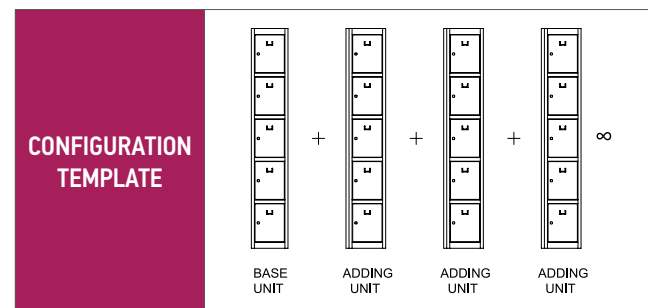
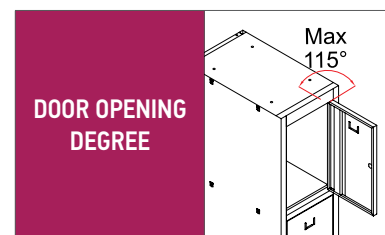
OPTIONAL

- » Envelope Hole on Doors
- » Coin Lock
- » Keypad Combination Lock
- » Wheel Combination Lock
- » Latchlock
- » Flush Latchlock
- » 200 mm Sloping Roof
- » 100 mm Base [Fixing by Bolt]
- » 100 mm Feet [Fixing by Bolt]
- » 100 mm Framed Feet [Fixing by Bolt]

STANDARD COLORS FOR THIS RANGE



- » Non-standard colors are available with price difference (extra charge)
- » Production codes are referring items completely in color Grey 7035



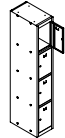
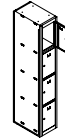
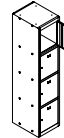
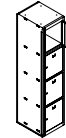
Warranty



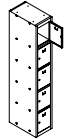



| 1/3 SERIES - 30 & 40 SERIES | | | | |
|-----------------------------|----------------|----------------|----------------|----------------|
| view | | | | |
| catalogue code | MCL/FP.3/BU.30 | MCL/FP.3/AU.30 | MCL/FP.3/BU.40 | MCL/FP.3/AU.40 |
| production code | 152M0602-00046 | 152M0602-00047 | 152M0602-00048 | 152M0602-00049 |
| no of door | 3 | 3 | 3 | 3 |
| item | base unit | adding unit | base unit | adding unit |
| height (mm) | 1800 | 1800 | 1800 | 1800 |
| width (mm) | 300 | 300 | 400 | 400 |
| depth (mm) | 500 | 500 | 500 | 500 |



1/4 SERIES - 30 & 40 SERIES

| view |  |  |  |  |
|-----------------|---|---|--|---|
| catalogue code | MCL/FP.4/BU.30 | MCL/FP.4/AU.30 | MCL/FP.4/BU.40 | MCL/FP.4/AU.40 |
| production code | 152M0602-00050 | 152M0602-00051 | 152M0602-00052 | 152M0602-00053 |
| no of door | 4 | 4 | 4 | 4 |
| item | base unit | adding unit | base unit | adding unit |
| height (mm) | 1800 | 1800 | 1800 | 1800 |
| width (mm) | 300 | 300 | 400 | 400 |
| depth (mm) | 500 | 500 | 500 | 500 |

1/5 SERIES - 30 & 40 SERIES

| view |  |  |  |  |
|-----------------|---|---|---|---|
| catalogue code | MCL/FP.5/BU.30 | MCL/FP.5/AU.30 | MCL/FP.5/BU.40 | MCL/FP.5/AU.40 |
| production code | 152M0602-00054 | 152M0602-00055 | 152M0602-00056 | 152M0602-00057 |
| no of door | 5 | 5 | 5 | 5 |
| item | base unit | adding unit | base unit | adding unit |
| height (mm) | 1800 | 1800 | 1800 | 1800 |
| width (mm) | 300 | 300 | 400 | 400 |
| depth (mm) | 500 | 500 | 500 | 500 |

SLOPING ROOF



| catalogue code | production code | height | width | depth |
|----------------|-----------------|--------|-------|-------|
| WRR.30.B1 | 152M9909-00066 | 200 | 302 | 500 |
| WRR.40.B1 | 152M9909-00067 | 200 | 402 | 500 |
| WRR.60.B1A1 | 152M9909-00068 | 200 | 604 | 500 |
| WRR.80.B1A1 | 152M9909-00069 | 200 | 804 | 500 |
| WRR.90.B1A2 | 152M9909-00070 | 200 | 906 | 500 |
| WRR.120.B1A3 | 152M9909-00071 | 200 | 1208 | 500 |
| WRR.120.B1A2 | 152M9909-00072 | 200 | 1206 | 500 |

BASE



| catalogue code | production code | height | width | depth |
|----------------|-----------------|--------|-------|-------|
| WBS.30.B1 | 152M9909-00073 | 100 | 301 | 500 |
| WBS.40.B1 | 152M9909-00074 | 100 | 401 | 500 |
| WBS.60.B1A1 | 152M9909-00075 | 100 | 603 | 500 |
| WBS.80.B1A1 | 152M9909-00076 | 100 | 803 | 500 |
| WBS.90.B1A2 | 152M9909-00077 | 100 | 905 | 500 |
| WBS.120.B1A3 | 152M9909-00078 | 100 | 1207 | 500 |
| WBS.120.B1A2 | 152M9909-00079 | 100 | 1205 | 500 |

FRAMED FEET



| catalogue code | production code | height | width | depth |
|----------------|-----------------|--------|-------|-------|
| WRF.30.B1 | 152M9909-00080 | 100 | 301 | 500 |
| WRF.40.B1 | 152M9909-00081 | 100 | 401 | 500 |
| WRF.60.B1A1 | 152M9909-00082 | 100 | 603 | 500 |
| WRF.80.B1A1 | 152M9909-00083 | 100 | 803 | 500 |
| WRF.90.B1A2 | 152M9909-00084 | 100 | 905 | 500 |
| WRF.120.B1A3 | 152M9909-00085 | 100 | 1207 | 500 |
| WRF.120.B1A2 | 152M9909-00086 | 100 | 1205 | 500 |

FEET SET OF 4 - STANDARD

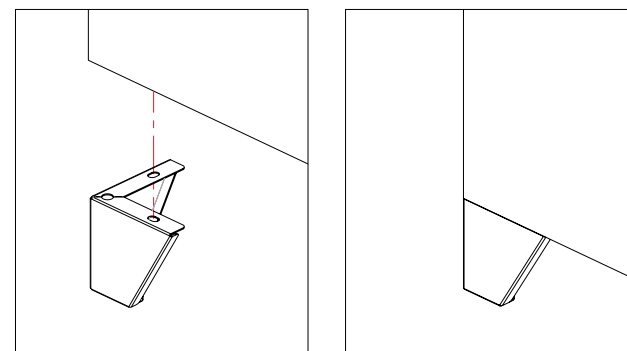


| catalogue code | production code | height |
|----------------|-----------------|--------|
| FS4.H10/WM-FP | 152M9909-00087 | 100 |

FEET SET OF 4 - WITH LEVELLER



| catalogue code | production code | height |
|----------------|-----------------|--------|
| FS4L.H10/WM-FP | 152M9909-00088 | 100 |



BENCH - STANDARD



| catalogue code | production code | height | width | depth |
|----------------|-----------------|--------|-------|-------|
| WRB.30.B1 | 152M9909-00089 | 400 | 301 | 800 |
| WRB.40.B1 | 152M9909-00090 | 400 | 401 | 800 |
| WRB.60.B1A1 | 152M9909-00091 | 400 | 603 | 800 |
| WRB.80.B1A1 | 152M9909-00092 | 400 | 803 | 800 |
| WRB.90.B1A2 | 152M9909-00093 | 400 | 905 | 800 |
| WRB.120.B1A3 | 152M9909-00094 | 400 | 1207 | 800 |
| WRB.120.B1A2 | 152M9909-00095 | 400 | 1205 | 800 |

BENCH WITH SHOE GRILL



| catalogue code | production code | height | width | depth |
|-----------------|-----------------|--------|-------|-------|
| WRB/SG.30.B1 | 152M9909-00096 | 400 | 301 | 800 |
| WRB/SG.40.B1 | 152M9909-00097 | 400 | 401 | 800 |
| WRB/SG.60.B1A1 | 152M9909-00098 | 400 | 603 | 800 |
| WRB/SG.80.B1A1 | 152M9909-00099 | 400 | 803 | 800 |
| WRB/SG.90.B1A2 | 152M9909-00100 | 400 | 905 | 800 |
| WRB/SG.120.B1A3 | 152M9909-00101 | 400 | 1207 | 800 |
| WRB/SG.120.B1A2 | 152M9909-00102 | 400 | 1205 | 800 |

BENCH WITH PULL OUT SEAT



| catalogue code | production code | height | width | depth |
|-----------------|-----------------|--------|-------|-------|
| WRB/PO.30.B1 | 152M9909-00103 | 400 | 301 | 800 |
| WRB/PO.40.B1 | 152M9909-00104 | 400 | 401 | 800 |
| WRB/PO.60.B1A1 | 152M9909-00105 | 400 | 603 | 800 |
| WRB/PO.80.B1A1 | 152M9909-00106 | 400 | 803 | 800 |
| WRB/PO.90.B1A2 | 152M9909-00107 | 400 | 905 | 800 |
| WRB/PO.120.B1A3 | 152M9909-00108 | 400 | 1207 | 800 |
| WRB/PO.120.B1A2 | 152M9909-00109 | 400 | 1205 | 800 |

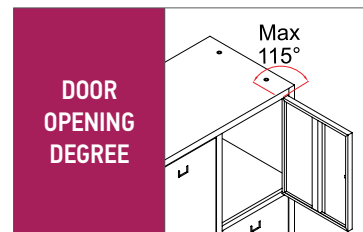

FEATURES

- » Durable Welded Metal Construction
- » Electrostatic Powder Coating
- » Wall Mounting Holes on Rear Top
- » 3/4/5 Doors Models
- » Reinforced Doors with Anti-Noise Plastic Buffers
- » Concealed Full Length Bar Hinge
- » Stamped Label Holder on Doors
- » 2.000 Differs Round Head Camlock with 2 Keys
- » Key Duplicate Support
- » Masterkey Support
- » Packaging: Nylon Bag + Corrugated Carton

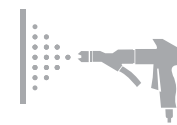
OPTIONAL

- » Bolting Holes on Sides to Connect Cupboards [Fixing Kit is Not Included]
- » Envelope Hole on Doors
- » Coin Lock
- » Keypad Combination Lock
- » Wheel Combination Lock
- » Latchlock
- » Flush Latchlock
- » 200 mm Sloping Roof [Fixing by Bolt]
- » 100 mm Base [Fixing by Bolt]
- » 100 mm Feet [Welded or Fixing by Bolt on Request]
- » 100 mm Framed Feet [Fixing by Bolt]

STANDARD COLORS FOR THIS RANGE



- » Non-standard colors are available with price difference (extra charge)
- » Production codes are referring items completely in color Grey 7035



Warranty

1/3 SERIES

| view | | | |
|-----------------|----------------|----------------|----------------|
| catalogue code | SHC.3(1.3).40 | SHC.6(2.3).40 | SHC.9(3.3).40 |
| production code | 152M0604-00001 | 152M0604-00002 | 152M0604-00003 |
| door(s) | 3 | 6 | 9 |
| height (mm) | 1900 | 1900 | 1900 |
| width (mm) | 415 | 800 | 1185 |
| depth (mm) | 450 | 450 | 450 |

1/4 SERIES

| view | | | |
|-----------------|----------------|----------------|----------------|
| catalogue code | SHC.4(1.4).40 | SHC.8(2.4).40 | SHC.12(3.4).40 |
| production code | 152M0604-00004 | 152M0604-00005 | 152M0604-00006 |
| door(s) | 4 | 8 | 12 |
| height (mm) | 1900 | 1900 | 1900 |
| width (mm) | 415 | 800 | 1185 |
| depth (mm) | 450 | 450 | 450 |

1/5 SERIES

| view | | | |
|-----------------|----------------|----------------|----------------|
| catalogue code | SHC.5(1.5).40 | SHC.10(2.5).40 | SHC.15(3.5).40 |
| production code | 152M0604-00007 | 152M0604-00008 | 152M0604-00009 |
| door(s) | 5 | 10 | 15 |
| height (mm) | 1900 | 1900 | 1900 |
| width (mm) | 415 | 800 | 1185 |
| depth (mm) | 450 | 450 | 450 |

SLOPING ROOF



| catalogue code | production code | height | width | depth |
|----------------|-----------------|--------|-------|-------|
| SHR.41 | 152M9909-00161 | 200 | 415 | 450 |
| SHR.80 | 152M9909-00162 | 200 | 800 | 450 |
| SHR.119 | 152M9909-00163 | 200 | 1185 | 450 |

BASE



| catalogue code | production code | height | width | depth |
|----------------|-----------------|--------|-------|-------|
| SBS.41 | 152M9909-00164 | 100 | 415 | 450 |
| SBS.80 | 152M9909-00165 | 100 | 800 | 450 |
| SBS.119 | 152M9909-00166 | 100 | 1185 | 450 |

FRAMED FEET



| catalogue code | production code | height | width | depth |
|----------------|-----------------|--------|-------|-------|
| SHF.41 | 152M9909-00167 | 100 | 415 | 450 |
| SHF.80 | 152M9909-00168 | 100 | 800 | 450 |
| SHF.119 | 152M9909-00169 | 100 | 1185 | 450 |

FEET SET OF 4 - STANDARD

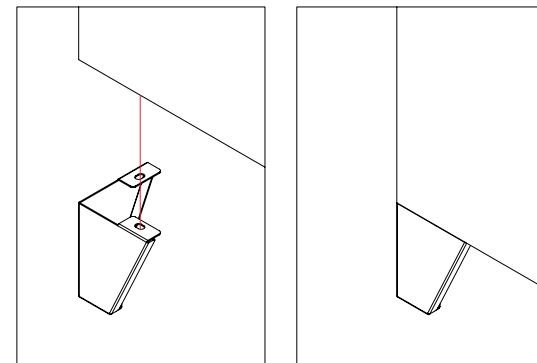


| catalogue code | production code | height |
|----------------|-----------------|--------|
| FS4.H10/WM | 152M9909-00023 | 100 |

FEET SET OF 4 - WITH LEVELLER



| catalogue code | production code | height |
|----------------|-----------------|--------|
| FS4L.H10/WM | 152M9909-00024 | 100 |



BENCH - STANDARD



| catalogue code | production code | height | width | depth |
|----------------|-----------------|--------|-------|-------|
| SHB.41 | 152M9909-00170 | 400 | 415 | 750 |
| SHB.80 | 152M9909-00171 | 400 | 800 | 750 |
| SHB.119 | 152M9909-00172 | 400 | 1185 | 750 |

BENCH WITH SHOE GRILL



| catalogue code | production code | height | width | depth |
|----------------|-----------------|--------|-------|-------|
| SHB/SG.41 | 152M9909-00173 | 400 | 415 | 750 |
| SHB/SG.80 | 152M9909-00174 | 400 | 800 | 750 |
| SHB/SG.119 | 152M9909-00175 | 400 | 1185 | 750 |

BENCH WITH PULL OUT SEAT




| catalogue code | production code | height | width | depth |
|----------------|-----------------|--------|-------|-------|
| SHB/PO.41 | 152M9909-00176 | 400 | 415 | 750 |
| SHB/PO.80 | 152M9909-00177 | 400 | 800 | 750 |
| SHB/PO.119 | 152M9909-00178 | 400 | 1185 | 750 |

FEATURES

- » Durable Welded Metal Construction
- » Electrostatic Powder Coating
- » Combination of Lockers & Vestuary Set & Side Panels
- » 2.000 Differs Round Head Camlock with 2 Keys
- » Key Duplicate Support
- » Masterkey Support
- » Packaging: Nylon Bag + Corrugated Carton

STANDARD COLORS FOR THIS RANGE



- » Non-standard colors are available with price difference (extra charge)
- » Production codes are referring items completely in color Grey 7035



TÜVRheinland
CERTIFIED

geprüfte
Sicherheit

www.tuv.com
ID 1111220178

Monoblock

Flatpack

Powder Coated

Key Lock

Cleaning

Warranty



| view | | | | | | |
|---------------|-----------------------|-----------------------|-----------------------|-----------------------|-----------------------|-----------------------|
| combination | Cloakroom MCL | Cloakroom MCL | Cloakroom MCL | Cloakroom MCL | Cloakroom SHC | Cloakroom SHC |
| cupboard | 1 x MCL/YVD.5(1.5).30 | 2 x MCL/YVD.5(1.5).30 | 1 x MCL/YVD.5(1.5).40 | 2 x MCL/YVD.5(1.5).40 | 1 x SHC/YVD.5(1.5).40 | 2 x SHC/YVD.5(1.5).40 |
| vestiary set | 1 x VST.6050 | 1 x VST.6050 | 1 x VST.6050 | 1 x VST.6050 | 1 x VST.6045 | 1 x VST.6045 |
| vestiary side | 1 x VSS.18050 | n/a | 1 x VSS.18050 | n/a | 1 x VSS.19045 | n/a |
| height (mm) | 1800 | 1800 | 1800 | 1800 | 1900 | 1900 |
| width (mm) | 915 (315+600) | 1230 (315+600+315) | 1015 (415+600) | 1430 (415+600+415) | 1015 (415+600) | 1430 (415+600+415) |
| depth (mm) | 500 | 500 | 500 | 500 | 450 | 450 |

| catalogue code | production code |
|-------------------|-----------------|
| MCL/YVD.5(1.5).30 | 152M0602-00058 |
| MCL/YVD.5(1.5).40 | 152M0602-00059 |
| SHC/YVD.5(1.5).40 | 152M0604-00010 |
| VST.6050 | 152M9909-00141 |
| VST.6045 | 152M9909-00179 |
| VSS.18050 | 152M9909-00145 |
| VSS.19045 | 152M9909-00180 |

* These cloakrooms are composed of various parts and should be ordered separately.


FEATURES

- » Durable Welded Metal Construction
- » Electrostatic Powder Coating
- » 1 and 2 Rows Models
- » Rear Mounting Holes
- » Wooden Slat with Hook under Lockers in Equal Number to Compartments
- » Reinforced Doors with Concealed Hinges and Anti-Noise Plastic Buffers
- » Stamped Label Holder on Doors
- » 2.000 Differs Round Head Camlock with 2 Keys
- » Key Duplicate Support
- » Masterkey Support
- » Packaging: Nylon Bag + Corrugated Carton

OPTIONAL

- » Bolting Holes on Sides to Connect Cupboards [Fixing Kit is Not Included]
- » Envelope Hole on Doors
- » Coin Lock
- » Keypad Combination Lock
- » Wheel Combination Lock
- » Latchlock
- » Flush Latchlock

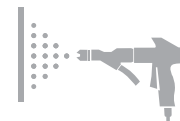
STANDARD COLORS FOR THIS RANGE



- » Non-standard colors are available with price difference (extra charge)
- » Production codes are referring items completely in color Grey 7035



Monoblock



Powder Coated



Key Lock



Cleaning



Warranty



| LOCKERS | | | | | | |
|------------------------|----------------|----------------|----------------|----------------|----------------|----------------|
| view | | | | | | |
| catalogue code | WLC.3(3.1).40 | WLC.6(3.2).40 | WLC.4(4.1).40 | WLC.8(4.2).40 | WLC.5(5.1).40 | WLC.10(5.2).40 |
| production code | 152M0604-00011 | 152M0604-00012 | 152M0604-00013 | 152M0604-00014 | 152M0604-00015 | 152M0604-00016 |
| no of door | 3 | 6 | 4 | 8 | 5 | 10 |
| height (mm) | 400 | 737 | 400 | 737 | 400 | 737 |
| width (mm) | 1185 | 1185 | 1570 | 1570 | 1955 | 1955 |
| depth (mm) | 450 | 450 | 450 | 450 | 450 | 450 |

| SLATS WITH HOOKS | | | | | | |
|------------------------|----------------|----------------|----------------|----------------|----------------|----------------|
| view | | | | | | |
| catalogue code | STH.3.119 | STH.6.119 | STH.4.157 | STH.8.157 | STH.5.196 | STH.10.196 |
| production code | 152M9702-00004 | 152M9702-00005 | 152M9702-00006 | 152M9702-00007 | 152M9702-00008 | 152M9702-00009 |
| no of hook | 3 | 6 | 4 | 8 | 5 | 10 |
| height (mm) | 110 | 110 | 110 | 110 | 110 | 110 |
| width (mm) | 1185 | 1185 | 1570 | 1570 | 1955 | 1955 |

FEATURES


- » Durable Welded Metal Construction
- » Electrostatic Powder Coating
- » Ideal for Small Valuables
- » 5/6/7/8/9/10 Doors Models
- » Wall Mounting Holes on Rear Top
- » Doors with Anti-Noise Plastic Buffers
- » Stamped Label Holder on Doors
- » 2.000 Differs Round Head Camlock with 2 Keys
- » Key Duplicate Support
- » Masterkey Support
- » Packaging: Nylon Bag + Corrugated Carton

OPTIONAL

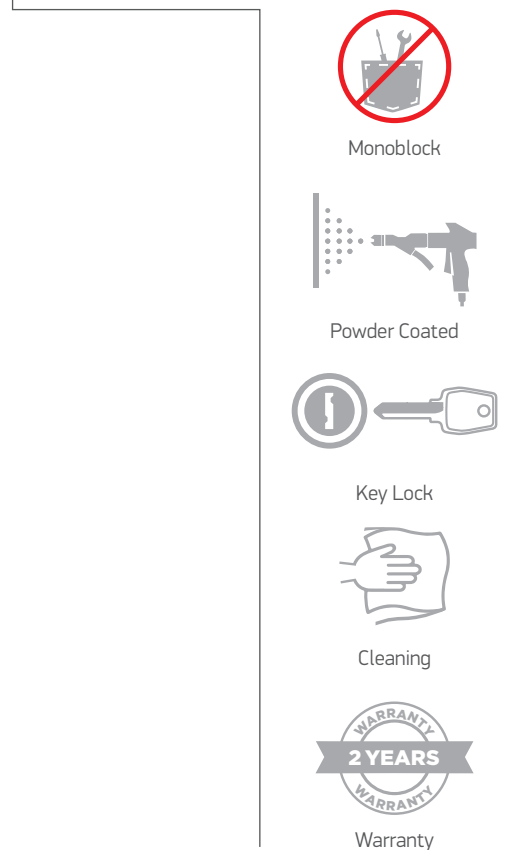
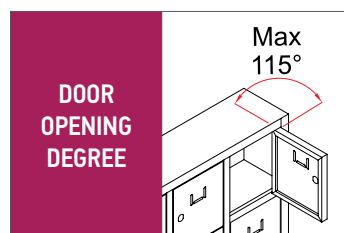
- » Coin Lock
- » Wheel Combination Lock

IDEAL FOR
SCHOOLS

STANDARD COLORS FOR THIS RANGE




- » Non-standard colors are available with price difference (extra charge)
- » Production codes are referring items completely in color Grey 7035

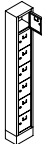





| 1/5 SERIES | | | | | | | |
|-----------------|----------------|----------------|----------------|----------------|----------------|----------------|----------------|
| view | | | | | | | |
| catalogue code | PEL.5(1.5) | PEL.10(2.5) | PEL.15(3.5) | PEL.20(4.5) | PEL.25(5.5) | PEL.30(6.5) | PEL.35(7.5) |
| production code | 152M0602-00060 | 152M0602-00061 | 152M0602-00062 | 152M0602-00063 | 152M0602-00064 | 152M0602-00065 | 152M0602-00066 |
| no of door | 5 | 10 | 15 | 20 | 25 | 30 | 35 |
| height (mm) | 1108 | 1108 | 1108 | 1108 | 1108 | 1108 | 1108 |
| width (mm) | 218 | 412 | 606 | 800 | 992 | 1187 | 1381 |
| depth (mm) | 150 | 150 | 150 | 150 | 150 | 150 | 150 |

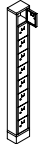

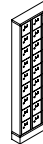
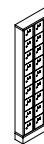
| 1/6 SERIES | | | | |
|-----------------|----------------|----------------|----------------|----------------|
| view | | | | |
| catalogue code | PEL.6(1.6) | PEL.12(2.6) | PEL.18(3.6) | PEL.24(4.6) |
| production code | 152M0602-00067 | 152M0602-00068 | 152M0602-00069 | 152M0602-00070 |
| no of door | 6 | 12 | 18 | 24 |
| height (mm) | 1300 | 1300 | 1300 | 1300 |
| width (mm) | 218 | 412 | 606 | 800 |
| depth (mm) | 150 | 150 | 150 | 150 |



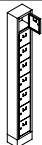



1/7 SERIES

| view |  |  |  |  |
|-----------------|---|---|--|---|
| catalogue code | PEL.7(1.7) | PEL.14(2.7) | PEL.21(3.7) | PEL.28(4.7) |
| production code | 152M0602-00071 | 152M0602-00072 | 152M0602-00073 | 152M0602-00074 |
| no of door | 7 | 14 | 21 | 28 |
| height (mm) | 1491 | 1491 | 1491 | 1491 |
| width (mm) | 218 | 412 | 606 | 800 |
| depth (mm) | 150 | 150 | 150 | 150 |

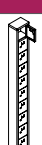
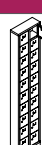

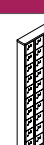
1/9 SERIES

| view |  |  |  |  |
|-----------------|---|---|---|---|
| catalogue code | PEL.9(1.9) | PEL.18(2.9) | PEL.27(3.9) | PEL.36(4.9) |
| production code | 152M0602-00079 | 152M0602-00080 | 152M0602-00081 | 152M0602-00082 |
| no of door | 9 | 18 | 27 | 36 |
| height (mm) | 1873 | 1873 | 1873 | 1873 |
| width (mm) | 218 | 412 | 606 | 800 |
| depth (mm) | 150 | 150 | 150 | 150 |

1/8 SERIES

| view |  |  |  |  |
|-----------------|---|---|--|---|
| catalogue code | PEL.8(1.8) | PEL.16(2.8) | PEL.24(3.8) | PEL.32(4.8) |
| production code | 152M0602-00075 | 152M0602-00076 | 152M0602-00077 | 152M0602-00078 |
| no of door | 8 | 16 | 24 | 32 |
| height (mm) | 1682 | 1682 | 1682 | 1682 |
| width (mm) | 218 | 412 | 606 | 800 |
| depth (mm) | 150 | 150 | 150 | 150 |

1/10 SERIES

| view |  |  |  |  |
|-----------------|---|---|---|---|
| catalogue code | PEL.10(1.10) | PEL.20(2.10) | PEL.30(3.10) | PEL.40(4.10) |
| production code | 152M0602-00083 | 152M0602-00084 | 152M0602-00085 | 152M0602-00086 |
| no of door | 10 | 20 | 30 | 40 |
| height (mm) | 2064 | 2064 | 2064 | 2064 |
| width (mm) | 218 | 412 | 606 | 800 |
| depth (mm) | 150 | 150 | 150 | 150 |


FEATURES

- » Durable Welded Metal Construction
- » Electrostatic Powder Coating
- » Wall Mounting Holes on Rear Top
- » Stamped Label Holder on Doors
- » 2.000 Differs Round Head Camlock with 2 Keys
- » Key Duplicate Support
- » Masterkey Support
- » Packaging: Nylon Bag + Corrugated Carton


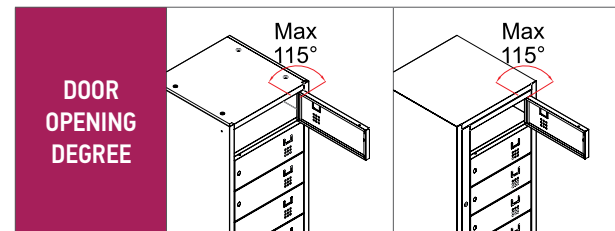
OPTIONAL

- » Coin Lock (Except Models with Master Door)
- » Bolting Holes on Sides to Connect Cupboards [Fixing Kit is Not Included]
- » 200 mm Sloping Roof [Fixing by Bolt]
- » 100 mm Base [Fixing by Bolt]
- » 100 mm Feet [Welded or Fixing by Bolt on Request]
- » 100 mm Framed Feet [Fixing by Bolt]

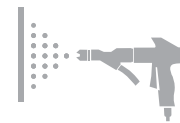
STANDARD COLORS FOR THIS RANGE



- » Non-standard colors are available with price difference (extra charge)
- » Production codes are referring items completely in color Grey 7035



Monoblock



Powder Coated



Key Lock



Cleaning



Warranty




| view | | | | |
|-----------------|----------------|----------------|----------------|-----------------|
| catalogue code | LSL.5(1.5) | LSL/MD.5(1.5) | LSL.10(1.10) | LSL/MD.10(1.10) |
| production code | 152M0602-00087 | 152M0602-00088 | 152M0602-00089 | 152M0602-00090 |
| no of door | 5 | 5 | 10 | 10 |
| height (mm) | 955 | 955 | 1800 | 1800 |
| width (mm) | 500 | 500 | 500 | 500 |
| depth (mm) | 500 | 500 | 500 | 500 |

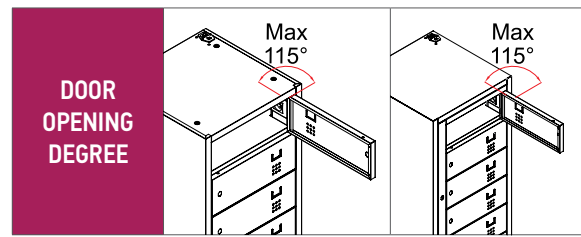
FEATURES

- » Durable Welded Metal Construction
- » Electrostatic Powder Coating
- » Wall Mounting Holes on Rear Top
- » Stamped Label Holder on Doors
- » 2.000 Differs Round Head Camlock with 2 Keys
- » Key Duplicate Support
- » Masterkey Support
- » Packaging: Nylon Bag + Corrugated Carton

STANDARD COLORS FOR THIS RANGE





- » Non-standard colors are available with price difference (extra charge)
- » Production codes are referring items completely in color Grey 7035



OPTIONAL

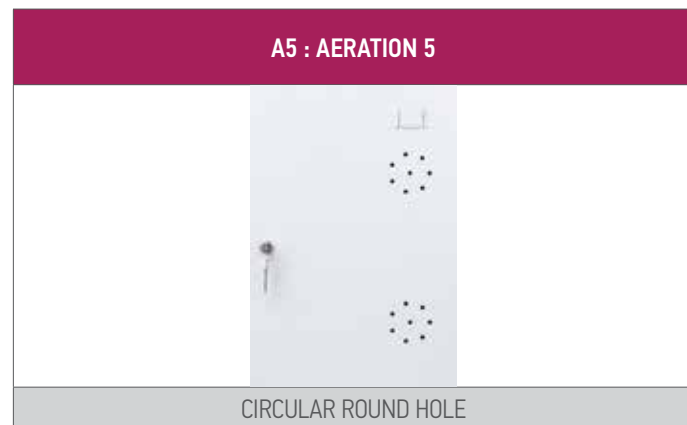

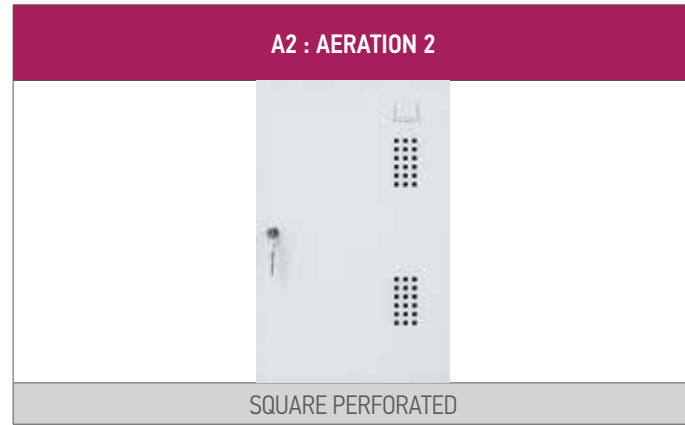
- » Coin Lock (Except Models with Master Door)
- » Bolting Holes on Sides to Connect Cupboards [Fixing Kit is Not Included]
- » 200 mm Sloping Roof [Fixing by Bolt]
- » 100 mm Base [Fixing by Bolt]
- » 100 mm Feet [Welded or Fixing by Bolt on Request]
- » 100 mm Framed Feet [Fixing by Bolt]



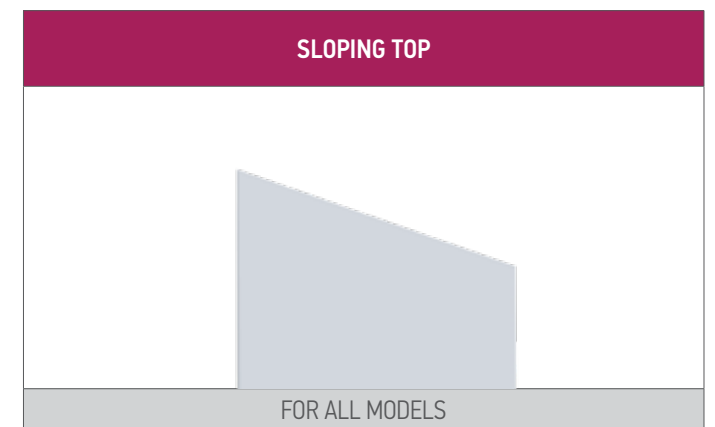
| view | | | | |
|-----------------|----------------|----------------|----------------|-----------------|
| catalogue code | LCL.5(1.5) | LCL/MD.5(1.5) | LCL.10(1.10) | LCL/MD.10(1.10) |
| production code | 152M0602-00091 | 152M0602-00092 | 152M0602-00093 | 152M0602-00094 |
| no of door | 5 | 5 | 10 | 10 |
| height (mm) | 955 | 955 | 1800 | 1800 |
| width (mm) | 500 | 500 | 500 | 500 |
| depth (mm) | 500 | 500 | 500 | 500 |

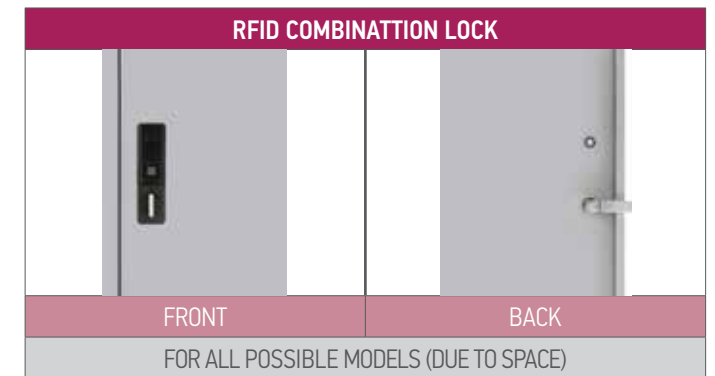
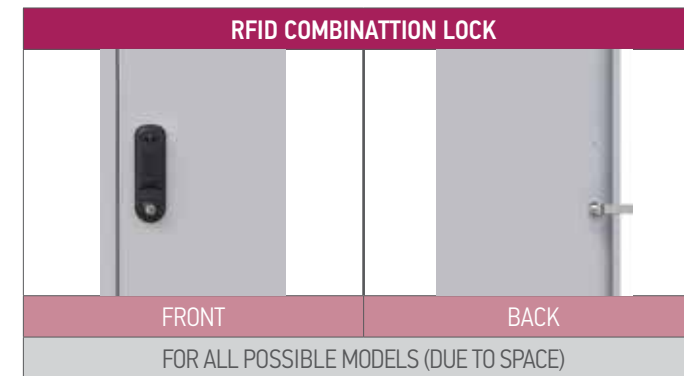
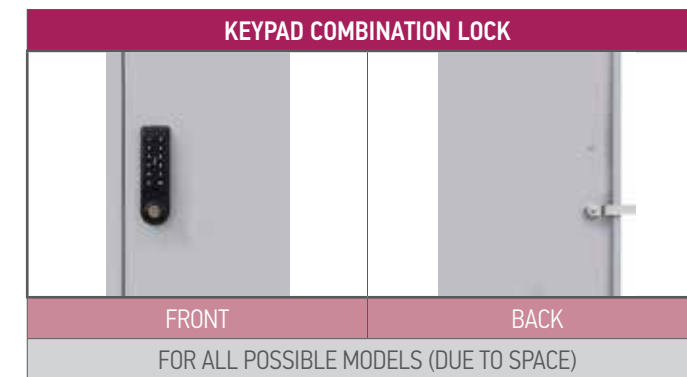
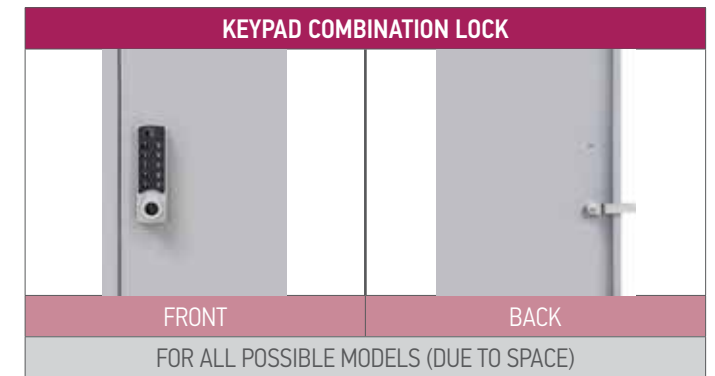
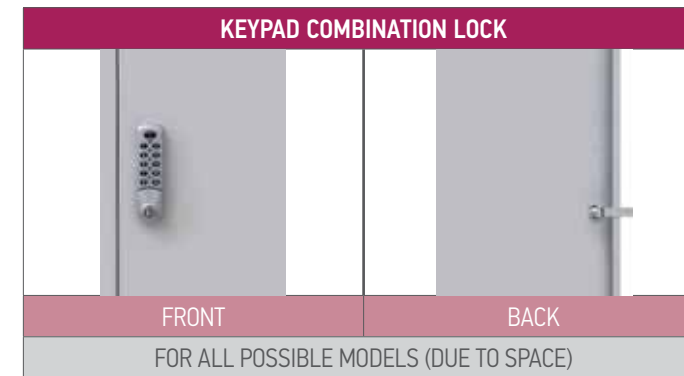
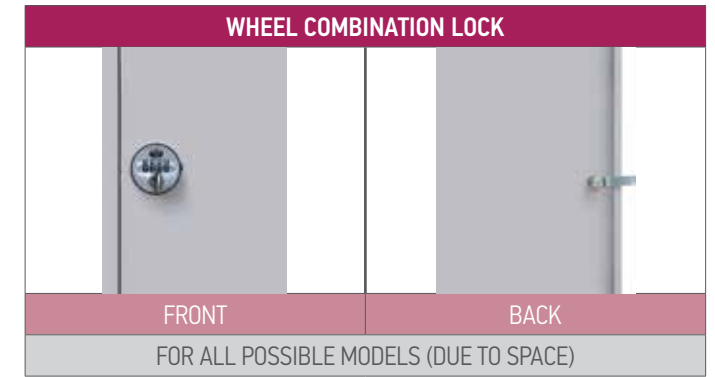
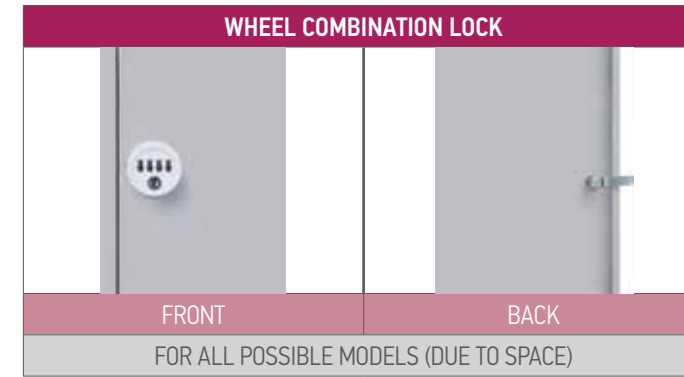
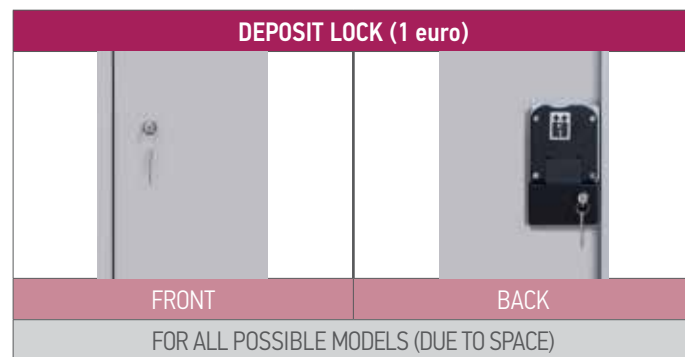
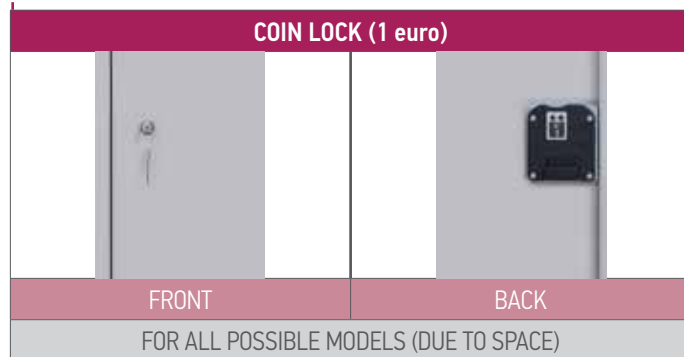
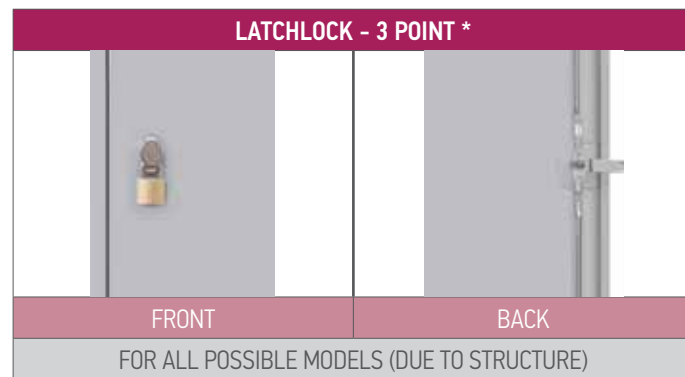
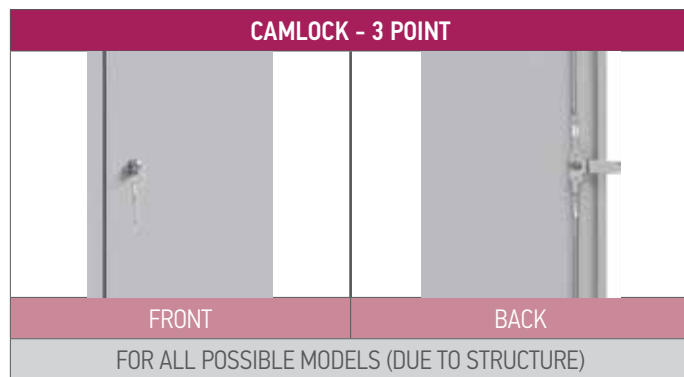
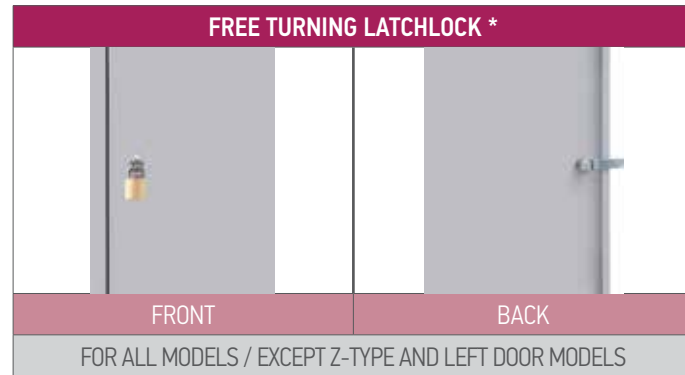
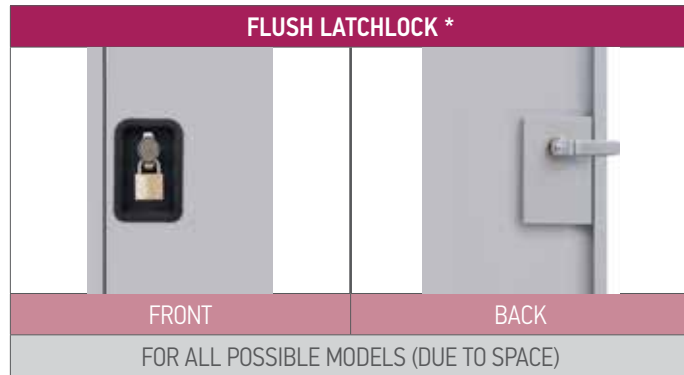
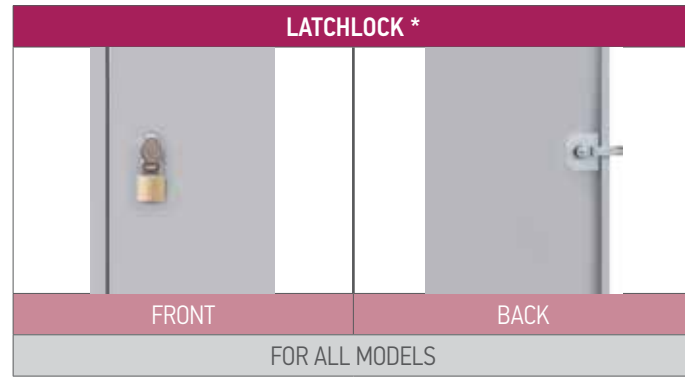
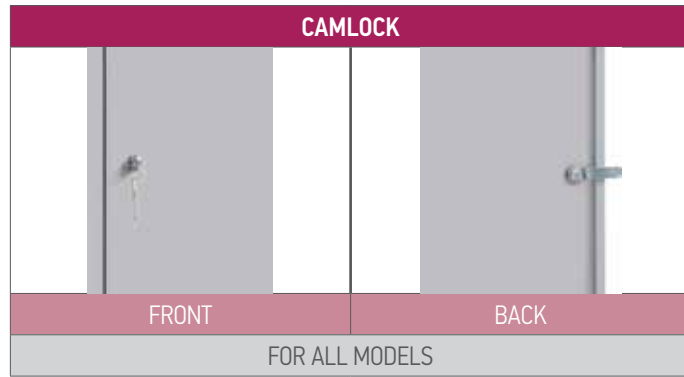
APPLICABLE ON BELOW RANGES

- » MULTI-CASE LOCKERS
- » SCHOOL CUPBOARDS
- » CLOAKROOM STORAGE UNITS
- » WALL LOCKERS



* Please add "A number" at the end of regular code of the item you need





* Padlocks are not supplied together with latchlocks.

* Before ordering please ask stock availability of locks in these ranges.