


## FEATURES

- » Durable Welded Metal Construction
- » Electrostatic Powder Coating
- » Wall Mounting Holes on Rear Top
- » 3/4/5 Doors Models
- » Framed Plexiglass Doors with Anti-Noise Plastic Buffers
- » Concealed Full Length Bar Hinge
- » 2.000 Differs Round Head Camlock with 2 Keys
- » Key Duplicate Support
- » Masterkey Support
- » Packaging: Nylon Bag + Corrugated Carton

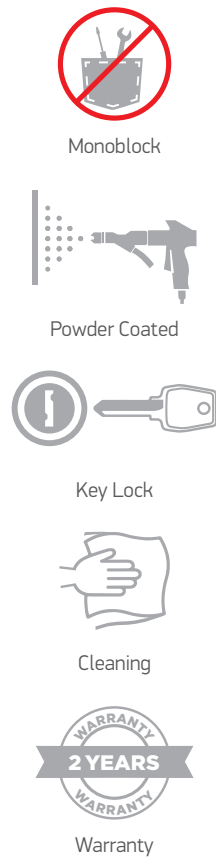
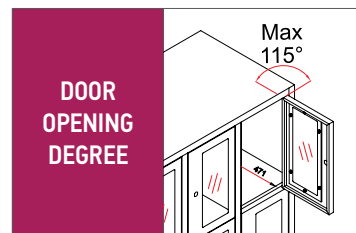
## OPTIONAL

- » Bolting Holes on Sides to Connect Cupboards [Fixing Kit is Not Included]
- » Coin Lock
- » Keypad Combination Lock
- » Wheel Combination Lock
- » Latchlock
- » Flush Latchlock
- » 200 mm Sloping Roof [Fixing by Bolt]
- » 100 mm Base [Fixing by Bolt]
- » 100 mm Feet [Welded or Fixing by Bolt on Request]
- » 100 mm Framed Feet [Fixing by Bolt]

## STANDARD COLORS FOR THIS RANGE



- » Non-standard colors are available with price difference (extra charge)
- » Production codes are referring items completely in color Grey 7035



| 1/3 SERIES      |                  |                  |                  |                   |
|-----------------|------------------|------------------|------------------|-------------------|
| view            |                  |                  |                  |                   |
| catalogue code  | MCL/VD.3(1.3).30 | MCL/VD.6(2.3).30 | MCL/VD.9(3.3).30 | MCL/VD.12(4.3).30 |
| production code | 152M0602-00025   | 152M0602-00026   | 152M0602-00027   | 152M0602-00028    |
| no of door      | 3                | 6                | 9                | 12                |
| height (mm)     | 1800             | 1800             | 1800             | 1800              |
| width (mm)      | 315              | 600              | 885              | 1170              |
| depth (mm)      | 500              | 500              | 500              | 500               |

| 1/4 SERIES      |                  |                  |                   |                   |
|-----------------|------------------|------------------|-------------------|-------------------|
| view            |                  |                  |                   |                   |
| catalogue code  | MCL/VD.4(1.4).30 | MCL/VD.8(2.4).30 | MCL/VD.12(3.4).30 | MCL/VD.16(4.4).30 |
| production code | 152M0602-00029   | 152M0602-00030   | 152M0602-00031    | 152M0602-00032    |
| no of door      | 4                | 8                | 12                | 16                |
| height (mm)     | 1800             | 1800             | 1800              | 1800              |
| width (mm)      | 315              | 600              | 885               | 1170              |
| depth (mm)      | 500              | 500              | 500               | 500               |

| 1/5 SERIES      |                  |                   |                   |                   |
|-----------------|------------------|-------------------|-------------------|-------------------|
| view            |                  |                   |                   |                   |
| catalogue code  | MCL/VD.5(1.5).30 | MCL/VD.10(2.5).30 | MCL/VD.15(3.5).30 | MCL/VD.20(4.5).30 |
| production code | 152M0602-00033   | 152M0602-00034    | 152M0602-00035    | 152M0602-00036    |
| no of door      | 5                | 10                | 15                | 20                |
| height (mm)     | 1800             | 1800              | 1800              | 1800              |
| width (mm)      | 315              | 600               | 885               | 1170              |
| depth (mm)      | 500              | 500               | 500               | 500               |


## FEATURES

- » Durable Welded Metal Construction
- » Electrostatic Powder Coating
- » Wall Mounting Holes on Rear Top
- » 3/4/5 Doors Models
- » Framed Plexiglass Doors with Anti-Noise Plastic Buffers
- » Concealed Full Length Bar Hinge
- » 2.000 Differs Round Head Camlock with 2 Keys
- » Key Duplicate Support
- » Masterkey Support
- » Packaging: Nylon Bag + Corrugated Carton

## OPTIONAL

- » Bolting Holes on Sides to Connect Cupboards [Fixing Kit is Not Included]
- » Coin Lock
- » Keypad Combination Lock
- » Wheel Combination Lock
- » Latchlock
- » Flush Latchlock
- » 200 mm Sloping Roof [Fixing by Bolt]
- » 100 mm Base [Fixing by Bolt]
- » 100 mm Feet [Welded or Fixing by Bolt on Request]
- » 100 mm Framed Feet [Fixing by Bolt]

## STANDARD COLORS FOR THIS RANGE



- » Non-standard colors are available with price difference (extra charge)
- » Production codes are referring items completely in color Grey 7035



Monoblock



Powder Coated



Key Lock



Cleaning



Warranty

### 1/3 SERIES

| view            |                  |                  |                  |
|-----------------|------------------|------------------|------------------|
| catalogue code  | MCL/VD.3(1.3).40 | MCL/VD.6(2.3).40 | MCL/VD.9(3.3).40 |
| production code | 152M0602-00037   | 152M0602-00038   | 152M0602-00039   |
| no of door      | 3                | 6                | 9                |
| height (mm)     | 1800             | 1800             | 1800             |
| width (mm)      | 415              | 800              | 1185             |
| depth (mm)      | 500              | 500              | 500              |

### 1/4 SERIES

| view            |                  |                  |                   |
|-----------------|------------------|------------------|-------------------|
| catalogue code  | MCL/VD.4(1.4).40 | MCL/VD.8(2.4).40 | MCL/VD.12(3.4).40 |
| production code | 152M0602-00040   | 152M0602-00041   | 152M0602-00042    |
| no of door      | 4                | 8                | 12                |
| height (mm)     | 1800             | 1800             | 1800              |
| width (mm)      | 415              | 800              | 1185              |
| depth (mm)      | 500              | 500              | 500               |

### 1/5 SERIES

| view            |                  |                   |                   |
|-----------------|------------------|-------------------|-------------------|
| catalogue code  | MCL/VD.5(1.5).40 | MCL/VD.10(2.5).40 | MCL/VD.15(3.5).40 |
| production code | 152M0602-00043   | 152M0602-00044    | 152M0602-00045    |
| no of door      | 5                | 10                | 15                |
| height (mm)     | 1800             | 1800              | 1800              |
| width (mm)      | 415              | 800               | 1185              |
| depth (mm)      | 500              | 500               | 500               |

SLOPING ROOF



| catalogue code | production code | height | width | depth |
|----------------|-----------------|--------|-------|-------|
| WRR.30         | 152M9909-00011  | 200    | 315   | 500   |
| WRR.40         | 152M9909-00046  | 200    | 415   | 500   |
| WRR.60         | 152M9909-00012  | 200    | 600   | 500   |
| WRR.80         | 152M9909-00047  | 200    | 800   | 500   |
| WRR.90         | 152M9909-00013  | 200    | 885   | 500   |
| WRR.117        | 152M9909-00014  | 200    | 1170  | 500   |
| WRR.120        | 152M9909-00048  | 200    | 1185  | 500   |

BASE



| catalogue code | production code | height | width | depth |
|----------------|-----------------|--------|-------|-------|
| WBS.30         | 152M9909-00015  | 100    | 315   | 500   |
| WBS.40         | 152M9909-00049  | 100    | 415   | 500   |
| WBS.60         | 152M9909-00016  | 100    | 600   | 500   |
| WBS.80         | 152M9909-00050  | 100    | 800   | 500   |
| WBS.90         | 152M9909-00017  | 100    | 885   | 500   |
| WBS.117        | 152M9909-00018  | 100    | 1170  | 500   |
| WBS.120        | 152M9909-00051  | 100    | 1185  | 500   |

FRAMED FEET



| catalogue code | production code | height | width | depth |
|----------------|-----------------|--------|-------|-------|
| WRF.30         | 152M9909-00019  | 100    | 315   | 500   |
| WRF.40         | 152M9909-00052  | 100    | 415   | 500   |
| WRF.60         | 152M9909-00020  | 100    | 600   | 500   |
| WRF.80         | 152M9909-00053  | 100    | 800   | 500   |
| WRF.90         | 152M9909-00021  | 100    | 885   | 500   |
| WRF.117        | 152M9909-00022  | 100    | 1170  | 500   |
| WRF.120        | 152M9909-00054  | 100    | 1185  | 500   |

FEET SET OF 4 - STANDARD

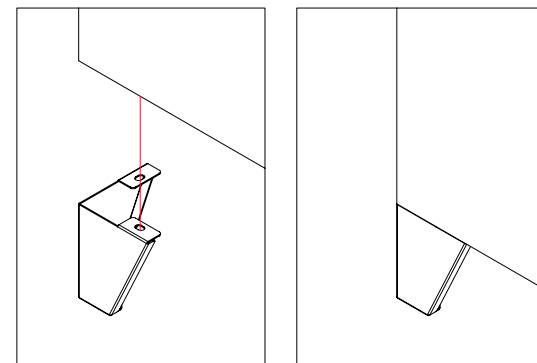


| catalogue code | production code | height |
|----------------|-----------------|--------|
| FS4.H10/WM     | 152M9909-00023  | 100    |

FEET SET OF 4 - WITH LEVELLER



| catalogue code | production code | height |
|----------------|-----------------|--------|
| FS4L.H10/WM    | 152M9909-00024  | 100    |



BENCH - STANDARD



| catalogue code | production code | height | width | depth |
|----------------|-----------------|--------|-------|-------|
| WRB.30         | 152M9909-00025  | 400    | 315   | 800   |
| WRB.40         | 152M9909-00055  | 400    | 415   | 800   |
| WRB.60         | 152M9909-00026  | 400    | 600   | 800   |
| WRB.80         | 152M9909-00056  | 400    | 800   | 800   |
| WRB.90         | 152M9909-00027  | 400    | 885   | 800   |
| WRB.117        | 152M9909-00028  | 400    | 1170  | 800   |
| WRB.120        | 152M9909-00057  | 400    | 1185  | 800   |

BENCH WITH SHOE GRILL



| catalogue code | production code | height | width | depth |
|----------------|-----------------|--------|-------|-------|
| WRB/SG.30      | 152M9909-00029  | 400    | 315   | 800   |
| WRB/SG.40      | 152M9909-00058  | 400    | 415   | 800   |
| WRB/SG.60      | 152M9909-00030  | 400    | 600   | 800   |
| WRB/SG.80      | 152M9909-00059  | 400    | 800   | 800   |
| WRB/SG.90      | 152M9909-00031  | 400    | 885   | 800   |
| WRB/SG.117     | 152M9909-00032  | 400    | 1170  | 800   |
| WRB/SG.120     | 152M9909-00060  | 400    | 1185  | 800   |

BENCH WITH PULL OUT SEAT



| catalogue code | production code | height | width | depth |
|----------------|-----------------|--------|-------|-------|
| WRB/PO.30      | 152M9909-00033  | 400    | 315   | 800   |
| WRB/PO.40      | 152M9909-00061  | 400    | 415   | 800   |
| WRB/PO.60      | 152M9909-00034  | 400    | 600   | 800   |
| WRB/PO.80      | 152M9909-00062  | 400    | 800   | 800   |
| WRB/PO.90      | 152M9909-00035  | 400    | 885   | 800   |
| WRB/PO.117     | 152M9909-00036  | 400    | 1170  | 800   |
| WRB/PO.120     | 152M9909-00063  | 400    | 1185  | 800   |