

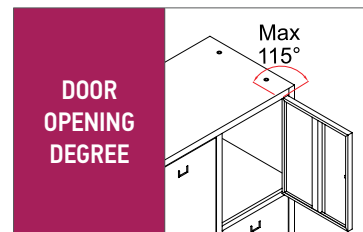

FEATURES

- » Durable Welded Metal Construction
- » Electrostatic Powder Coating
- » Wall Mounting Holes on Rear Top
- » 3/4/5 Doors Models
- » Reinforced Doors with Anti-Noise Plastic Buffers
- » Concealed Full Length Bar Hinge
- » Stamped Label Holder on Doors
- » 2.000 Differs Round Head Camlock with 2 Keys
- » Key Duplicate Support
- » Masterkey Support
- » Packaging: Nylon Bag + Corrugated Carton

OPTIONAL

- » Bolting Holes on Sides to Connect Cupboards [Fixing Kit is Not Included]
- » Envelope Hole on Doors
- » Coin Lock
- » Keypad Combination Lock
- » Wheel Combination Lock
- » Latchlock
- » Flush Latchlock
- » 200 mm Sloping Roof [Fixing by Bolt]
- » 100 mm Base [Fixing by Bolt]
- » 100 mm Feet [Welded or Fixing by Bolt on Request]
- » 100 mm Framed Feet [Fixing by Bolt]

STANDARD COLORS FOR THIS RANGE



- » Non-standard colors are available with price difference (extra charge)
- » Production codes are referring items completely in color Grey 7035



Monoblock



Powder Coated



Key Lock



Cleaning



Warranty

1/3 SERIES

view			
catalogue code	SHC.3(1.3).40	SHC.6(2.3).40	SHC.9(3.3).40
production code	152M0604-00001	152M0604-00002	152M0604-00003
door(s)	3	6	9
height (mm)	1900	1900	1900
width (mm)	415	800	1185
depth (mm)	450	450	450

1/4 SERIES

view			
catalogue code	SHC.4(1.4).40	SHC.8(2.4).40	SHC.12(3.4).40
production code	152M0604-00004	152M0604-00005	152M0604-00006
door(s)	4	8	12
height (mm)	1900	1900	1900
width (mm)	415	800	1185
depth (mm)	450	450	450

1/5 SERIES

view			
catalogue code	SHC.5(1.5).40	SHC.10(2.5).40	SHC.15(3.5).40
production code	152M0604-00007	152M0604-00008	152M0604-00009
door(s)	5	10	15
height (mm)	1900	1900	1900
width (mm)	415	800	1185
depth (mm)	450	450	450

SLOPING ROOF



catalogue code	production code	height	width	depth
SHR.41	152M9909-00161	200	415	450
SHR.80	152M9909-00162	200	800	450
SHR.119	152M9909-00163	200	1185	450

BASE



catalogue code	production code	height	width	depth
SBS.41	152M9909-00164	100	415	450
SBS.80	152M9909-00165	100	800	450
SBS.119	152M9909-00166	100	1185	450

FRAMED FEET



catalogue code	production code	height	width	depth
SHF.41	152M9909-00167	100	415	450
SHF.80	152M9909-00168	100	800	450
SHF.119	152M9909-00169	100	1185	450

FEET SET OF 4 - STANDARD

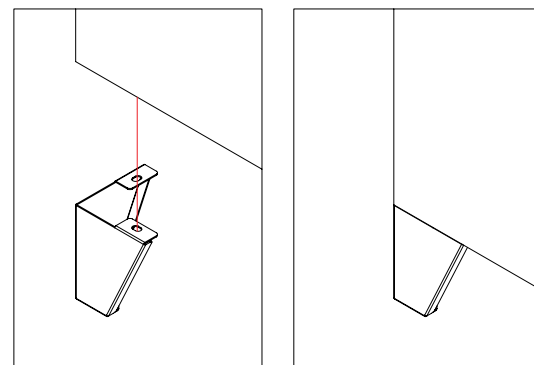


catalogue code	production code	height
FS4.H10/WM	152M9909-00023	100

FEET SET OF 4 - WITH LEVELLER



catalogue code	production code	height
FS4L.H10/WM	152M9909-00024	100



BENCH - STANDARD



catalogue code	production code	height	width	depth
SHB.41	152M9909-00170	400	415	750
SHB.80	152M9909-00171	400	800	750
SHB.119	152M9909-00172	400	1185	750

BENCH WITH SHOE GRILL



catalogue code	production code	height	width	depth
SHB/SG.41	152M9909-00173	400	415	750
SHB/SG.80	152M9909-00174	400	800	750
SHB/SG.119	152M9909-00175	400	1185	750

BENCH WITH PULL OUT SEAT



catalogue code	production code	height	width	depth
SHB/PO.41	152M9909-00176	400	415	750
SHB/PO.80	152M9909-00177	400	800	750
SHB/PO.119	152M9909-00178	400	1185	750